

Survey results are in

There is no **good** reason for anyone to go out in 5-degree weather. I bet I was not the only one grateful these past few weeks, for the sensible decision to keep January (& February) Guild meetings and workshops on Zoom.

The Board has wondered if more workshops should be offered on Zoom. The September Membership Survey tells us that 54% of respondents are open to more Zoom workshops. We are committed to in-person workshops, but this provides planning flexibility. We also asked about adding a December workshop; 51% said yes and 49% no; again this provides flexibility.

Regarding a possible honor-based program scholarship; 23% of respondents might avail themselves of this. Asked about reasons for not attending a workshop, 17% said cost was a factor. The survey was initially prompted by a Board discussion regarding cost barriers—we don't want cost to keep people from full participation. A subcommittee is being formed to address this specifically. If you would like to give input, please reach out to me.


Interest in discounted hotel rooms for in-person workshops prompted Hospitality Chair, Rona Pietrzak to arrange such. Look for more information before our next in-person workshop.

Not quite 10% of respondents indicated workshop length as a barrier. This is easy to experiment with and you may see several one-day workshops in summer of 2026.

Unsurprisingly, 50% of respondents indicated they did not take a specific workshop because of topic/medium; every workshop will not appeal to every person every time. We are a Guild with a wide variety of interests and skills. Programming reflects this—as does the coming 2025/26 lineup! The Board had a sneak peek but is sworn to secrecy. Always, if you have an interest/instructor you'd like to see here let a Board member know (please, written on paper or email). We do keep a list . . . a loooong one.

The Board appreciates your participation in the survey. We value your input. We work to keep things going well, to improve where we can, to support your knowledge base and the friendship building that so many of us enjoy here.

— **Nancy Nicholson, NSNG President,**
nancy@nicholson.net



Tributes to trees surround Melanie Terasaki, Pamela Paulsrud (center) and Nona Flores at the *Treewhispers* exhibit in the Artists Book House in Chicago.

A growing celebration of trees

The Artists Book House recently held an opening event to commemorate the 25th anniversary of the *Treewhispers* project, which celebrates the connection between trees and humanity. Founded in 2000 by artists Pamela Paulsrud

and the late Marilyn Sward, *Treewhispers* has inspired community-based papermaking around the world. It brings together handmade paper rounds with participants who share their love of trees and personal experiences with nature. Tributes include poems, stories, drawings and other artwork using a variety of media, including colored pencils, paint, calligraphy, stitching, real leaves and more.

The founder and board member of the Artists Book House is Audrey Niffeneger, daughter of NSNG member, Pat Niffenegger. They are settling into their new space where they offer workshops and other live events.



The exhibit is open by appointment only through March 22. Learn more at the websites: <https://www.artistsbookhouse.org/> • <https://treewhispers.com/>

Pamela Paulsrud has invited us for a special presentation and opportunity to add your own tree-inspired round to *Treewhispers*.

Sunday, Feb 23 • 10:30 am - Noon

Artists Book House, 4207 West Irving Park Rd, Chicago

Please let me know if you plan to attend. There is no fee, but donations are welcome. — Jan Harrington, janqharrington@gmail.com

VIRTUAL MEETING ON ZOOM: Tues, Feb 4 • 9:30 am (CT)
Quilter Patricia Belyea, *The Unknowing of Creativity*

VISIT OUR WEBSITE • www.NSNG.org

In-Person and Virtual Gatherings



Cass Hale, Marcey Pomerantz, Pat Niffenegger and Candace Rich at the sewing machines in our new space. (photo by Valerie Koppenhaver)

The Sewing Space is ready for you

Our new making space for our service group is a great place to spend a cold winter Tuesday with friends, making a difference in someone's world. We currently have a core group of members who are meeting there every Tuesday morning from 10:00 am to 2:00 pm, having lunch in an adjacent room and enjoying coffee and morning refreshments while they sew/cut/press items that will make someone else's life more comfortable!

You don't have to know how to sew to be helpful – there is cutting, pressing and laying out that all need to be done. In the near future, we plan to host a couple of "special project" days/evenings where you can come and try a new project, using our space, machines and fabrics. We will keep you posted. We will also be hosting a couple mini workshops and the Marjolein Dallinga Summer Seminar in a different, but still beautiful area of the church. So come visit us! We'll take all the hands that want to be involved. Email questions to valerie@thesewingspace.org
– Valerie Koppenhaver

- The Sewing Space is located in the Kingswood United Methodist Church, 600 Deerfield Rd, Deerfield, just east of Waukegan Rd.



Service Notes

Consider joining other NSNG members at **The Sewing Space** on Tuesdays. The conversation is pleasant, and coffee and treats plentiful. You'll have your choice of projects, as shown here: pillowcase, fidget mat (which go to memory care units) or port pillow (used to cushion a chemotherapy port while wearing a seatbelt). We also make lap quilts.

- At the March in-person meeting, look for kits to take home and finish.

- For questions about service projects, contact Service Chair, Gretchen Alexander, gretchen.alexander@sbcglobal.net or Sue Babbs with Days for Girls, suebabbs385@gmail.com

New to NSNG? Welcome!

Join us for a virtual meetup and get to know other members in a smaller setting. Susan Couch leads our meetups, starting at 9:30 am (CT), usually the 4th Monday of each month. **The next one is Feb 24.**

- Send an email to meetups@nsng.org and we will add you to the invite list.

Organize your work space

Virtual discussion on Zoom,
Tues, Feb 11, 10:00 am - Noon (CT)

Join other members online and show us where you work on your projects and how you organize your materials. We will have an informal discussion about work space, gathering and storing supplies, and other related topics.

- Let Elizabeth Guillette know if you would like a Zoom link for this free online event, ekguillette@gmail.com

Easy Kumihimo Bracelet with Cindy Heinemann

IN-PERSON MINI WORKSHOP,
Tues, April 1, 1:00 - 3:00 pm

- Kingswood United Methodist Church, 600 Deerfield Rd, Deerfield

Using satin threads and beads, you will learn how to make an easy Kumihimo bracelet, learning to braid, how



to apply beads, and how to glue a magnetic clasp properly. The kit, costing \$10, will include a round Kumihimo disk, Fray checked satin threads, 8/0 beads prestrung on bead thread with Fray Checked ends, a

clasp, and epoxy or e-6000 glue, and instructions.

- To register for this April mini workshop, send an email to Mini Workshop Chair, Elizabeth Guillette AND Cindy Heinemann, ekguillette@gmail.com, cindyheineman@gmail.com

Have an idea for a mini workshop?

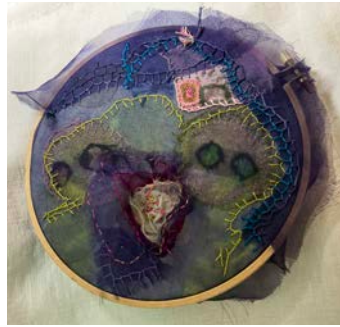
We encourage members to share their talents by teaching a mini workshop. Email Elizabeth Guillette for information: ekguillette@gmail.com

January 2025 Workshop



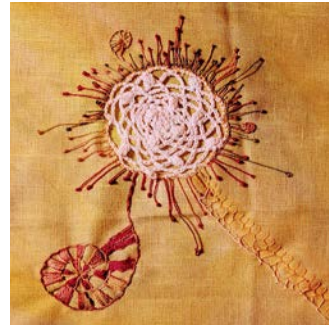
I enjoyed this workshop with Mirjam and our group. The options are endless with the new techniques, and I look forward to including them in the future. Here is my work on a felted piece that I had made years ago. Nice to finally add some finishing touches. Thank you, Mirjam, for sharing your talent and treasures with us!

– Irene Lambo



This workshop was so inspiring. I expect to use this stitch on projects that need some embellishment.

– Diane R Johnson



I took this class because I'm trying to see opportunities where I did not before. This certainly has helped. Great class!

– Jean Pluta



Mirjam set a cracking pace, and imparted so much knowledge in those 2.5 days. She was very generous in sending videos of her tutorials for us to use as reminders. All in all a great, inspirational class! Detail of my piece above.

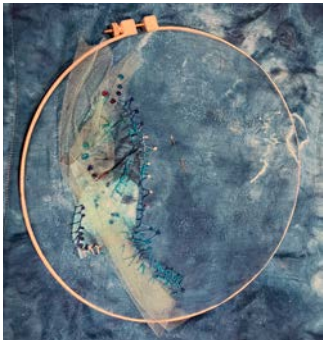
– Sue Babbs

Embroidery with Mirjam Gielen

Mirjam joined us on Zoom from the Netherlands to teach *The Versatility of the Blanket Stitch in Organic Embroidery*. The class was so popular that she taught two sessions. The honeycomb stitch – shown in many of these samples – proved to be very relaxing, fun, and adaptable.



Follow Mirjam on Instagram for more stitching ideas:
<https://www.instagram.com/mirjamtextiles/?hl=en>



I really enjoyed the embroidery class with Mirjam. She was very knowledgeable and forthcoming in her examples and explanations. I used a hand-dyed damask napkin that I had been wanting to embroider and this gave me the perfect chance to start this project, part of a larger journey underseas.

– Pam Novey



I've been wanting to do some thread embroidery, and this class gave the perfect opportunity to do so in a very creative way. Who knew that you could do so many things with the blanket stitch! Love the class – it was really inspirational.

– Jo Ann Baumann



I stitched a doily onto handmade paper to make this piece for a friend who is recovering from surgery. I added Milagros, small charms which have been used by the Spanish for over 4,000 years for healing and protection.

– Cass Hale



It was a wonderful class and inspiring to learn so many ways to work with simple stitches with magical results. A warm and cozy workshop, perfect for sub-zero January weather.

– Liz Zwiener



The embroidery workshop started with a sampler exercise, exploring the many techniques and uses of the blanket stitch. From left, doodle cloth by Robin Rivera; stitched spiral by Sylvia Dresser; circles, curves and linear samples by Barbara Schneider.



Mirjam was a wonderful teacher . . . and so patient! I think she demonstrated some things two or three times for us! Her techniques are so beautiful and pretty adaptable to a lot of different design uses.

– Luan Wold



Buttons, paper and more

I recently discovered a group of shops that will spark your creativity. All are on North Lincoln Avenue just south of Irving Park Road in Chicago. Easy street parking.

• **Soutache**, 3862 North Lincoln Ave.

This is the place to find the perfect buttons for your project. They also carry a wide variety of ribbons, trims, feathers, flowers and hand made speciality items.

<http://www.soutacheribbons.com/>

• **Bari Zaki Studio**, 3858 North Lincoln Ave

For lovely papers, notebooks, cards and supplies for bookmaking and paper arts, visit this charming shop. The owner, Bari Zaki, is one of the artists in the book, *Rag and Pulp*, published by Uppercase, which I strongly recommend (available in her shop).

<https://www.barizaki.com/>

• **Knit1**, 3856 North Lincoln Ave

Lynn Coe has curated an extraordinary selection of yarns. Even if you aren't a knitter, it's a visual delight of floor-to-ceiling skeins of cotton yarn, wool yarn, and silk yarn.

<https://www.knit1chgo.com/>

• Check their websites for hours and more information. There are also other interesting places in the area.

– Jan Harrington

Inspirational exhibits to enjoy now

Nona Flores and Sue Babbs both recommend these two exhibits running **now through March 2, 2025**, at the Wisconsin Museum of Quilts and Fine Art (WMQFA), Cedarburg, WI. <https://www.wiquiltmuseum.com/>

• Shin-Hee Chin, "Rootedness" (layers of stitch on recycled quilts in a technique she calls Surface Random Weave). Pictured (above left) is *Movement in Stillness*, 2023. Shin-Hee Chin will give a special exhibition tour on Sat, March 1 from 10:00 - 11:00 am at WMQFA. She will also teach her technique in a workshop March 2 - 3.

• Paula Nadelstern, "Kaleidoscopes and Quilts" (a retrospective of nearly 40 years of work by a master quilter). Pictured (above) is *Kaleidoscope XLVII: Sunshine and Shadows*, 2024.



• Edrene Heiss will teach a workshop on Kaleidoscope Fans at Illinois Quilters Inc (IQI) on Sat, Feb 8, 9:30 am - 4:00 pm, \$45 (register on the IQI website). <https://illinoisquilters.org/>

• Last but not least – **now through Feb 10** Nona Flores recommends "Woven" – more than 50 baskets using traditional Passamaquoddy basket weaving by Jeremy Frey at the **Art Institute of Chicago**, Textile Department. Pictured is *Observer*, 2022. <https://www.artic.edu/exhibitions/10212/jeremy-frey-woven>



Buttons, ribbons and more at Soutache.



Book and papercrafting supplies at Bari Zaki Studio.

NSNG WORKSHOP REGISTRATION INFORMATION & POLICIES

Workshops are in this newsletter and online at www.nsng.org. If one is full, put your name on the waiting list. Often a spot opens up.

- Workshop Registration is made available to NSNG members before being made open to the general public.
- Registrants must have a fully paid NSNG membership and a current Participant Agreement on file in order to qualify for the member price for a workshop.
- The number of participants in a workshop is determined by the instructor and is not open to NSNG's discretion.

Workshop Registration Procedure:

- Space in the workshop cannot be guaranteed or held without payment.

Registration and Payment:

- Payment is made by credit card online at

our website, **NSNG.org**

- If the workshop is full, you can request to be put on the waiting list.

Non-Members:

- A non-member must pay an additional \$20 fee and have a current Participant Agreement on file.

Waiting List:

- In the event that all spaces in a workshop are filled, a waiting list will be started for that workshop; there is no charge to be on the waiting list.
- A potential registrant on the waiting list will be contacted if a currently registered participant wants to sell their spot.


- The sale must be transacted through the Workshop Registrar.

- If there is no waiting list for the workshop, no refund is available.

Supply Lists:

- A supply list is available for each workshop on the NSNG website.
- The supply list and logistics are sent in a reminder email to the workshop participants about a month in advance of the workshop.

Direct inquiries to Workshop Registrar,
Janet Tuzzolino,
jmtuzz@gmail.com, 847-707-1739



Quilter Patricia Belyea

At the age of 53, Patricia Belyea made her first quilt out of old clothes from Goodwill. Once started, Patricia worked on quilting projects during every waking hour when she wasn't at her day job. Five years after making her first quilt, she quit the corporate world to become a full-time quilter.

While raising a family, Patricia and her husband hosted eight homestay students from Japan. On one of her many trips to Japan to visit their "kids," Patricia discovered vintage yukata cottons. She started playing with these hand-dyed fabrics with graphic patterns and luscious colors. They were ideal for making gorgeous quilts. At first, Patricia bought a few bolts of yukata cotton for her own pleasure. But she didn't stop. Before long, she had the largest collection of yukata cotton outside of Japan. With more Japanese textiles than she could use in a lifetime, Patricia founded Okan Arts.

Today, Okan Arts is led by Patricia and her youngest daughter Victoria. They import textiles from Japan, host creative learning events, and lead quilting and textile tours to Japan.

With a life full of creativity and quilting, as well as a love of Japan, Patricia revels in sharing her stories and expertise with others.

• **Website:** <https://okanarts.com/>
(with links to social media)

ARTIST'S STATEMENT

The fabric made me do it! Once I got involved with the act of cutting apart fabric and sewing it back together, I was hooked. A bona fide treasure hunter, I discovered vintage Japanese yukata cotton on my travels. These luscious hand-dyed cottons, with lyrical patterns, were perfect for quilting. But I didn't want to cut the fabric up into small squares, rectangles, and triangles. Instead, I innovated two ways to add curves to my quilt compositions – Complex Curves and Inserted Curves.



VIRTUAL LECTURE – Tues, Feb 4: 9:30 am (CT):
The Unknowing of Creativity

Patricia Belyea shares her creative approach to developing new ideas for original quilt designs. Leapfrogging from one compositional concept to the next, Patricia takes you on a journey of exploration with her newest series of quilts—*Big Grids with Inserted Curves*—made with vintage Japanese yukata cottons and other global fabrics.

VIRTUAL WORKSHOP: FEE: \$125
Creativity & Complex Curves

Tues, Feb 4: 1:00 pm – 4:00 pm (CT)

Wed, Feb 5: 9:30 am – 4:00 pm (CT)

Thurs, Feb 6: 9:30 am – 4:00 pm (CT)

Being able to add complex curves to your quilt designs is like being given keys to the universe. It opens up so many possibilities for inspiring new directions in your quilts.

In this online workshop, Patricia teaches you how to add curved piecing to your quilt designs. You start by making one 18" complex curved block. You move to making three more blocks to complete a 36" square Quadrant Quilt.

To finish your quilt top, Patricia shows you a precise trimming technique. Then you add sashing for a final touch.

The workshop challenges you to think creatively as you learn new skills.

REGISTER FOR THIS VIRTUAL WORKSHOP ON OUR WEBSITE • www.nsong.org



Weaver Natalie Boyett

Natalie Boyett is a visual artist who works in two and three-dimensional media. She is the founder and head instructor of The Chicago Weaving School, where she teaches the art and craft of handweaving. The school is celebrating its 20 years of ongoing loom weaving classes and basketry workshops. With a Master of Fine Arts in Fiber from The School of the Art Institute of Chicago, as well as a friendly supporter of her local weaving guilds, Natalie enthusiastically embraces the full spectrum of weaving practices from “high art” to lovingly handmade dishtowels. Her goal is to make you self-sufficient, confident, and in *flow* with your creative practice.

• Website: <https://www.natalieboyett.com/>
<https://chicagoweavingschool.com/>

HYBRID LECTURE – Tues, March 4: 9:30 am (CT):

Tradition Inspires Exploration

The forms, motifs, and techniques of traditional fiber crafts are taught and passed from generation to generation and become expressions of a culture. Fiber artists will often take these traditional forms as the starting point of an evolving exploration of individual expression. Natalie Boyett’s lecture will present an overview of fiber art of the past fifty years whose seeds begin with craft and tradition. Using individual artists as examples, Natalie will talk about their process of discovery and show the steps that led to their unique visions.



IN-PERSON WORKSHOP: FEE: \$250
Ribbed Constructions: Classic and Wild

Tues, March 4: 1:00 pm – 4:00 pm

Wed, March 5: 9:30 am – 4:00 pm

Thurs, March 6: 9:30 am – 4:00 pm

Participants will have time to weave two forms: a traditional egg basket, and a sculptural weaving, both using the classic ribbed construction. Starting with an introduction to ribbed constructions, very small versions of both traditional and non-traditional forms will be worked on. After working on ribbed constructions, participants will be able to choose to make the classic basket one day, and the sculptural basket the other, or they may choose to spend more time focused on one basket.

I weave cloth that intersects the monotonous heartbeat of pattern with the skips and mutations of growth. Once off the loom, I want the cloth to do what cloth naturally does: wrinkle, gather, bunch, drape, soften, absorb, harden. It is stretched, folded, stitched and pleated. It hangs, it wraps, it puffs. It breathes--with no other agenda than to carry the energy of its formation.

— Natalie Boyett

REGISTER FOR THIS WORKSHOP ON OUR WEBSITE • www.nsng.org

Tapestry Weaver Nancy Crampton

Nancy Crampton has been teaching since 1983 and was head of the Fiber Department at the Kalamazoo Institute of Arts for nine years. She teaches workshops at art centers, weaving conferences and guilds, including Convergence 2018 and 2024, and twice a year at John C. Campbell Folk School in North Carolina.

Her work focuses on rugs and tapestry, and is represented in public and private collections. She has participated in national wholesale and retail shows and is represented by several galleries. She is active in the Weavers Guild of Kalamazoo, Arts Council of Greater Kalamazoo, Michigan League of Handweavers, Signature Artists' Cooperative and the American Tapestry Alliance.



ARTIST'S STATEMENT

For much of my work, the technique of tapestry has been my main interest, both as wall pieces and used as rugs. It is like magic to weave parallel rows of yarn and make the viewer see curves and shapes.

The idea for a piece can come from a combination of colored yarns, words from a phrase or poem or from the requirements of a commissioned piece. I enjoy the challenges involved

in weaving a piece for a particular location. I love the way colors interact with each other. It is fun to find yarns that complement the colors I have in my mind.

I collect yarns in colors I find exciting, colors that often have no proper name. Yarns are not like paint - you can't mix them together to get a new color. You must either buy them, dye them yourself or place them next to each other so they interact.

• Website: <https://www.nancycramptondesigns.com/>

HYBRID LECTURE – Tues, April 1: 9:30 am (CT):

Hard and Soft, Fifty Years of Tapestry Weaving

From the beginning of my weaving journey, tapestry has been my love. I would enjoy sharing a selection of my work with you. My work has varied from flat pieces hung on the wall to covering a footstool, woven purses influenced by Georgia O'Keefe and constructed designs.

In the past few years, I have added polychrome enameled copper pieces to my designs and have collaborated with my husband to use his hand-forged iron to hang the weavings.

IN-PERSON WORKSHOP: FEE: \$170

Beginning and Continuing Tapestry Weaving

Tues, April 1: 1:00 pm – 4:00 pm

Wed, April 2: 9:30 am – 4:00 pm

Thurs, April 3: 9:30 am – 4:00 pm

In this workshop, students will learn the basic tapestry joins and techniques of shading using different colors of weft threads.

You will use copper-pipe frame looms supplied by the teacher, or the students' own adjustable-tension frame loom (such as Mirrix) to weave a sampler. Several warping styles will be demonstrated and used.

Discussions will include designing, color choices, and various ways of making a cartoon (or plan for the tapestry) and how to transfer the design to the warp threads. Finishing techniques,



lining the weaving, and mounting it will be demonstrated.

There will be opportunities to use watercolors and colored pencils to help with designing.

• No prior weaving experience is necessary. Fee includes warp and weft yarn for sampler, use of the pipe loom, and handouts.

REGISTER FOR THIS WORKSHOP ON OUR WEBSITE • www.nsn.org



Artist Colette Wright Adams

Colette Wright Adams received a BFA in visual art from the University of Michigan, Ann Arbor, then moved to Chicago where she completed a MFA at the School of the Art Institute of Chicago in painting. She has worked professionally for 40 years in Chicago primarily as a painter and drawer. Colette has an active practice as a curator and is the founder and former director of the Uptown Arts Center. She has also created a number of art & community projects.



ARTIST'S STATEMENT

My artistic journey is deeply rooted in exploring the relationship between humans, the natural world and the profound connection between them.

"We are immersed in a field of undifferentiated matter from which our senses gather bits of information..." serves as a philosophical foundation for me as an observational artist. Focusing on trees and botanicals, my perception of the world is a selective process, where I filter and interpret the sensory information around me. Often, I unearth patterns in nature. Some are obvious and others are hidden. A regular part of my art practice is meditation and meditative walking.

HYBRID LECTURE – Tues, May 6: 9:30 am (CT):

The Observational Artist: Approach, Practice and Tools

From Representational to Abstract painting, artists have interpreted what they see, feel and experience in the world around them and within themselves.

Someone once asked Colette Wright Adams, "What inspires you as an artist?" She looked out at the clouds that were forming that day and said, "The sky..." and then added, "and everything between it and me." It was then Colette realized she would call herself an observational artist.

In this lecture, Colette will discuss her journey as an observational artist. She will share how she uses meditation and mindfulness in her art practice and how focusing on being present and aware in the moment has heightened her observational skills.



IN-PERSON WORKSHOP: FEE: \$155

Meditation & Drawing:

Looking, to Seeing, to Creating

Tues, May 6: 1:00 pm – 4:00 pm

Wed, May 7: 9:30 am – 4:00 pm

Thurs, May 8: 9:30 am – 4:00 pm

A series of workshops will use meditation, visioning, drawing, collage, and watercolor. Based in part on observation and part on intuition, our activities will stimulate and cultivate our innate sense of creativity. Although you may work in another medium, these workshops can help you release images, approaches and ideas that are unique to you.

- **Approaching Drawing:** A group meditation featuring exercises with a variety of mark-making tools and materials.
- **Visioning and Intuitive Collage:** A long visioning meditation with music and story.
- **Approaching Drawing 2:** An engaging process incorporating meditation, hand-relaxing techniques and traditional observational skills. Black

and white drawing from life and from photos emphasizing composition, using pencil, charcoal, marker, and ink.

- **Transcending Still Life with Watercolor:** We will abstract a set-up still life by choosing geometric forms: circle, square, triangle, etc, to represent the objects and paint with a limited palette of yellow, red and blue watercolor.

- **Folded Book:** Participants will create small, folded books using imagery based on the art created during our time together in Intuitive Collage and Approaching Drawing.

REGISTER FOR THIS WORKSHOP ON OUR WEBSITE • www.nsg.org



Paper Cloth with Anne Kelly

In this exciting 4-day workshop with artist, author and tutor Anne Kelly, you will be starting with some samples to learn the technique of combining paper and cloth, culminating in the designing and making of a folding book form, a covered box or a wall hanging based on a favourite place close to home or further afield. All materials used in the class are readily available and you will be able to dip into your stash of fabric and ephemera to create a series of unique and treasured pieces. Anne will bring samples of her own work.

Travel, memory and collections remind us of places we have been or would like to visit. Make a personal and meaningful repository – a folding book or a hanging of a special place (actual or imagined). Working from techniques explored in her book 'Textile Travels,' Anne will be using printing, fabric collage, fabric and paper lamination, hand and machine stitching.



You will be aiming to complete a smaller 3D and a larger hanging piece during the course. You may cover an existing cardboard or thin wood box, and make other small samples.

Look through your collections, selecting old and new pieces of fabric, ephemera and

decorative paper to use for your pieces. It is helpful to decide on a theme or place and color scheme before you choose your materials. Sewing machines are helpful but not necessary.

• Anne Kelly is a member of the Embroiderers Guild, the European Textile Network and a member of the Crafts Council Directory. Her large mixed media textile embroideries are exhibited and collected in the UK and internationally. Her five books for Batsford are widely collected and studied.

• WEBSITE: www.annekellytextiles.com

4-DAY IN-PERSON

WORKSHOP: FEE: \$260

Paper Cloth with Anne Kelly

Tues, June 3 – Fri, June 6

9:30 pm - 4:00 pm each day

• Gloria Dei Lutheran Church,
1133 Pfigston, Northbrook



Beyond Resist felting with Marjolein Dallinga

Following Marjolein's well-received workshop with NSNG this fall, we have invited her to return for further adventures!

This 5-day workshop, *Beyond Resist*, will deepen the consciousness about experiences learned from sculpting with wool and other fibers. Explorations will allow us to become more aware of how and why we want to use this medium. This workshop is inspired by different ideas on how to make three dimensional sculptures, making form from conceptual, intuitive and sensual sources.

We will explore different techniques for creating sculptural form, with themes like folding and unfolding, building relief, clamping, and binding. We will play with the processes of shortening, thickening, tightening and shrinking and other transformations of the felted surfaces. From our playful experiences, new discoveries occur when we work with this surprising medium of wool. *Some wet felting experience required.*

• Marjolein Dallinga was born in the Netherlands, studied Fine Arts and moved to Montreal, Canada, in 1989. Marjolein came upon the art of working with sheep's wool and became fascinated with the art of making felt, working with her hands. Marjolein has been teaching the art of sculptural felting worldwide. Studio 42 is Marjolein's textile art studio located in the Laurentians, Quebec, Canada.

• WEBSITE: bloomfelt.com

5-DAY IN-PERSON


WORKSHOP: FEE: \$450

Beyond Resist – sculptural felting with Marjolein Dallinga

Mon, June 16 – Fri, June 20

9:30 am - 5:00 pm each day

• Kingswood United Methodist Church, 600 Deerfield Rd, Deerfield



NOTE: New location for this workshop!

REGISTER FOR THESE WORKSHOPS ON OUR WEBSITE • www.nsng.org

NOTE:

The email addresses in this newsletter are for your personal use only so members can contact each other.

A DIGITAL MEMBERSHIP DIRECTORY

with names and contact info for all members will be sent in the fall.

Please contact our Membership Chair, Susan Sances, to update your photo or other information.

President
1st Vice-President
2nd Vice-President
2nd Vice-President
Secretary
Treasurer
Membership
Workshop Registrar
Hospitality
Special Events
Technology Specialist
Mini-Workshop Chair
Publicity Chair
Member Challenge
Service Chair
Webmaster
Newsletter Editor
Fine Art of Fiber Chair
FAOF Committee
Past President

Nancy Nicholson
Cheryl Reynolds-Fefles
Penny Burns
Sylvia Dresser
Barb Zerna
Cindy Oppenheimer
Susan Sances
Janet Tuzzolino
Rona Pietrzak
Barb Maneck
Susan Couch
Elizabeth Guillette
Frances Krueger-Jackson
Lu Betcher
Gretchen Alexander
Valerie Koppenhaver
Jan Harrington
Nona Flores
Valerie Koppenhaver
Ronna Leibach
Frances Krueger-Jackson
Jan Harrington

nancy@nicholson.net (847) 533-4818
creynolds.fefles.artist@gmail.com
pburns@jbosh.com
sylviadresser@gmail.com
barbszerna@gmail.com
cb_bus@comcast.net
membership@nsng.org
registration@nsng.org
pietrzakrona@gmail.com
happydragn@yahoo.com
meetups@nsng.org
ekguillette@gmail.com
publicity@nsng.org
lubetcher@gmail.com
gretchen.alexander@sbcglobal.net
webmaster@nsng.org
janqharrington@gmail.com
ncflores52@gmail.com
webmaster@nsng.org
bows23@gmail.com
publicity@nsng.org
janqharrington@gmail.com

FOR YOUR INFORMATION

The purpose of the North Suburban NeedleArts Guild is to foster the art of needlework and to encourage a high standard of design, innovation, and technique in various forms of fiber arts. New ideas and techniques are developed through lectures, workshops and other group gatherings. Members are encouraged to show their own talents at meetings.

• **MEMBERSHIP:** Annual membership dues are \$52. Our membership year starts on Aug 1 and ends the following July 31. **If you have a change of address, phone or email address,** contact Membership Chair: **Susan Sances**, membership@nsng.org

• **MEMBERSHIP DIRECTORY:** A digital directory will be sent to all members in the fall. It includes names and contact info for members, calendars, by-laws and other information about NSNG. Updates will be made as needed. **It is for your personal use only!**

• **MINI WORKSHOPS** are taught by NSNG members. If you are interested in teaching a class, contact Mini-Workshop Chair: **Elizabeth Guillette**, ekguillette@gmail.com

• **IN-PERSON EVENTS AND WORKSHOPS** are held at **Gloria Dei Lutheran Church** (1133 Pflugston Rd, Northbrook) unless otherwise noted. **Please park in the back lot** – on the east side of the church – and enter at that door.

• **GUESTS ARE WELCOME:** Guests and friends are free the first time they attend, after which they must join the Guild to continue attending.

• **FREEBIE TABLE:** Members may bring in fiber-related items they no longer need. **PLEASE take home any unclaimed items!**



Loose Ends & Gathered Threads

The newsletter of the North Suburban NeedleArts Guild is published monthly (except for the summer). A digital copy is sent out via email a few days before each meeting. It's also available on our website.

Our March issue will be sent out in late Feb. (Submission deadline: Feb 20)

Please contact Newsletter Editor **Jan Harrington** with Show & Tell, announcements or corrections: **janqharrington@gmail.com**

WEBSITE: www.nsng.org

Post your projects on INSTAGRAM!
@needleartschicago
#northsuburbanneedleartsguild

Share your work and stories of interest on our FACEBOOK page:
North Suburban NeedleArts Guild