

Keep on learning

As you can see by this photo, NSNG members enjoy our workshops! Besides learning a new skill or technique, you will get to know others who share your passion. I hope you will find one or more classes to take this year.

Nancy Nicholson, our 1st Vice President, booked all the artists for this coming year. Cheryl Reynolds-Fefles, 2nd Vice President, has already procured a diverse group of artists for the 2024-2025 year. Yes, we plan that far ahead.

I encourage you to share the projects you have done in workshops – or on your own – at our meetings or in this newsletter. Just send me an email with a photo and comments about your inspiration, materials and technique.

– Jan Harrington,

NSNG President and Newsletter Editor



Circles and smiles were all around at our Sept workshop with quilter Marge Tucker. Back row: Chris Deering, Barb Zerna, Jil Deheeger, Diane Greening, Ronna Leibach. Nona Flores. Front: Lezlie Lenz, instructor Marge Tucker, Beth Polonsky and Diane Johnson.

Fall Calendar

October • Temari Artist Jen Weber

Oct 3 – Hybrid Lecture and Meeting

Oct 3, 4 & 5 – In-Person Workshop

November 3, 4 & 5 • Fine Art of Fiber

November • Textile Artist Anne Kelly

Nov 7 – Hybrid Lecture and Meeting

Nov 7, 8 & 9 – In-Person Workshop

December 5 • Holiday Potluck, Member Challenge and Member Sale

Monday Meet-Ups: Join us on Zoom, **Oct 23** and **Nov 27**, for a fun-filled open topic show and tell. Show us what you are working on and tell stories of your fiber art adventures. If you are having trouble with a project or want some constructive critique or discussion, we can do that too. To join our Meet-Up group on Zoom, send an email to Susan Couch at meetups@nsng.org

Improv curves and circles workshop

Our year got off to a great start with a wonderful lecture and presentation by Marge Tucker. She brought a stunning collection of her quilts, as well as antique ones that provided her inspiration. Here are some comments from her workshop:

• Class is awesome! Marge has us going in circles in a GOOD way! We get to determine direction & create our own short cuts & pathways . . . great technique & lots of creative freedom.

– Nancy Nicholson (who took the photo)

• This was a wonderful class. Enjoyed every moment, especially getting to know members that I've never spent time with. The comradery and humor was contagious. And Marge was engaging, taking time with everyone in the room.

– Beth Polonsky

• So much fun. I really appreciate the experience and am so glad to get to know this group, too.

– Jil Levin Deheeger (new member)

• It's funny how most of our work coordinates with our outfits! Thanks again, Marge, for such a great class!

– Ronna Leibach

• Thanks, Marge, for a wonderful class and your permission to do just about anything with your techniques! My head has been "burst-ing" with design ideas.

– Nona Flores

• Thank you for being such a wonderful group!! I really enjoyed seeing what you created and getting to know you.

– Marge Tucker

Come back anytime, Marge!

Visit our website for information about lectures, workshops, challenges, service projects, membership and more: www.NSNG.org

Do your part to help with FAOF

Acceptance emails for submissions for this year's Fine Art of Fiber exhibit have been sent out. The Committee was able to hang all 200 submissions received by the "Hang Meeting" date of September 17. If you have not received an acceptance email with instructions by the October guild meeting and believe that you should have, please contact me.

Acceptance in the show requires that you volunteer for **one 2 ½ hour session** (two sessions, if you are selling a piece). Volunteers may select from several options:

- Set-up on Thursday
- White glove (walk through the exhibit talking to guests about individual pieces)
- Silent Auction (assist at the Silent Auction as directed)
- IQI raffle table (sell raffle tickets)
- NSNG Education table
- Take-down (Sunday after 5 pm).

Set-up on Thursday, November 2 counts as 2 volunteer sessions, but volunteers are required to work from 9:00 am - finish, with time off for lunch. Thursday volunteers will be on hand to shop the Early Bird opening in the Boutique Thursday afternoon around 3:00 pm.

- Please wear your Guild name badge when volunteering.
- The **SignUp Genius** website will be open for volunteer signups by FRIDAY, OCTOBER 6. We will send an email with instructions when the app is open for FAOF. If you have a question about using the app or need assistance, please contact Linda Norby (linda.norby@gmail.com) AFTER October 6. (Volunteer sessions in the Boutique are SEPARATE from the exhibit process, and are assigned by Ronna Leibach.)
- The **NSNG Education table** sessions ARE NOT on SignUp Genius. Please contact Barb Maneck (happydragn@yahoo.com) or Lu Betcher (lubetcher@gmail.com) if interested in demonstrating a technique or "chatting" about the guild. Your session counts as volunteer time.



Three quilts from Fine Art of Fiber 2022: The large one is "My BFMSA - My Big Fat Mystery Sew Along" by Sarah Evans, "Smooth Jazz" by Joan Bratton (lower right), and "One Fish, Two Fish, Red Fish, Blue Fish II" by Staci Raymond (IQI). Every piece from the show can be found on the Fine Art of Fiber website, click on 2022 Photos. The online archive includes works going back to 2007!

- **We welcome your participation as a volunteer even if you do not have any work in the show.**
- Volunteers get **free parking and entry** to the Botanic Garden—just tell the gate attendants that you are working the Fine Art of Fiber. There are no passes needed. There is no special handicapped parking available behind Regenstein Center but there are a number of handicapped spaces in Parking Lot 1 adjacent to the new Garden entryway.

We will have show postcards available for you to share with your friends and put around the community at the October meeting. An electronic version of the postcard is also available under "Forms" at fineartoffiber.org.

We look forward to seeing you at the show—Your FAOF representatives: Val Koppenhaver, Bill Keller, Gretchen Alexander, Donna Mermel, Lori Grupp, Barbara Peterson, Cindy Heineman, Chris Deering, Frances Krueger-Jackson, Linda Norby, Jeanne Reed and Nona Flores.

— **Nona Flores**, Fine Art of Fiber Chair, ncflores52@gmail.com

The Silent Auction needs your help this year!

They are "down" about 150 items – 90% of sales from the Silent Auction goes to the donor's guild (s) so the Silent Auction remains an important way to support NSNG. If every member donates one item to the Silent Auction, it would be greatly appreciated.

The Silent Auction takes not only handmade items, but also items such as fine "coffee table" quality books on fiber-related topics, ethnic textiles, vintage fabric, and hand-dyed yardage. What treasures may be hiding or forgotten in your boxes and closets that could go to a new textile-loving home? Please complete a Silent Auction form available at fineartoffiber.org (under Forms on the home page) to any submissions and bring them to the FAOF table at the October meeting.

Service Notes

Thank you to everyone who returned finished pillow cases and lap quilts. Your work is greatly appreciated. Additional kits will be available at the October meeting.

Jeanette Page welcomes service sewers to her Northbrook home most Wednesday mornings. Please call Jeanette to tell her you are coming (708-902-0087). These sessions are fine times to become better acquainted with other NSNG members and help with service projects.

Please let us know about the service projects you are doing in your own community and in other guilds. If you are curious about different types of service projects, check out the NSNG website.

— **Gretchen Alexander**, Service Chair, gretchen.alexander@sbcglobal.net

Barb Zerna Show & Tell

I call this piece, "Cascade." It's macrame using hand-dyed cotton string and sari silk. My style is always intuitive and spontaneous. People always ask me how long it takes to make a piece. I can't answer that exactly, because I spend way too much time stepping back and marveling at the colors blending or standing out, and the knots coming together. I find it amazing each time!

This macrame piece is included in the "Vicinity 23" exhibit in St Charles which runs through October 29. It's a beautiful show and features original works in all media, created by artists who live within 50 miles of the Norris Cultural Arts Center, 1040 Dunham Road, St. Charles, IL
Gallery hours: 11:00 am to 4:00 pm, Thursday through Sunday.



Fiber Art Divas show in Naperville

The annual Fiber Art Divas show is being held through October 14 at the Naperville Fine Art Center and Gallery, 508 N. Central. A few members of NSNG belong to this group, including Cynthia Boudreau, Susan Couch, Alice Jenks, Sharon



Malek and Barb Zerna. An Opening Reception will be held on Sunday, October 1, from 2:00 - 4:00 pm. See the exhibit and learn about embellishment techniques through artist demos. Gallery hours: 10:00 am - 5:00 pm, Tues - Friday. 10:00 am - 4:00 pm, Sat. (End date has been extended to Oct 14)

NSNG Member Sale • Dec 5

Sell items you have made, or special supplies that would be of interest to our members. There is no table fee and you keep all the proceeds. If you are interested in selling, please contact Jan Harrington or sign up at our October 3 meeting.

Member Challenge

"It's in the Bag!" is this year's Member Challenge. Use your favorite technique to create something around this theme. All work submitted should be the submitter's original design (no kits, commercial charts, etc.) and should have been completed within the last 2 years. Work that has been previously exhibited at Guild functions is discouraged. Entries must have a fiber element.

Your project will be displayed at our Dec 5 meeting and members in attendance will vote for their favorite entry. You must be a member



to enter and vote. NSNG workshop certificates will be awarded for \$100 First Place, \$75 Second Place, and \$50 Third Place. Certificates must be redeemed for one of the next year's workshops.

• Please let Penny Burns know if you will enter this challenge. Include your name, the name of the entry, and how it should be displayed (hung or on a table).

– Penny Burns, Member Challenge Chair, pburns@jbosh.com

NSNG WORKSHOP REGISTRATION INFORMATION & POLICIES

- Workshop Registration is made available to NSNG members before being made open to the general public.
 - Registrants must have a fully paid NSNG membership and a current Participant Agreement on file in order to qualify for the member price for a workshop.
 - The number of participants in a workshop is determined by the instructor and is not open to NSNG's discretion.
- Workshop Registration Procedure:**
- Space in the workshop cannot be guaranteed or held without payment.
- Registration and Payment:**
- Payment is made by credit card online at

- our website, NSNG.org
 - If the workshop is full, you can request to be put on the waiting list.
- Non-Members:**
- A non-member must pay an additional \$20 fee and have a current Participant Agreement on file.
- Waiting List:**
- In the event that all spaces in a workshop are filled, a waiting list will be started for that workshop; there is no charge to be on the waiting list.
 - A potential registrant on the waiting list will be contacted if a currently registered participant wants to sell their spot.

- The sale must be transacted through the Workshop Registrar.
 - If there is no waiting list for the workshop, no refund is available.
- Supply Lists:**
- A supply list is available for each workshop on the NSNG website.
 - The supply list and logistics are sent in a reminder email to the workshop participants about a month in advance of the workshop.

Direct inquiries to Workshop Registrar,
Janet Tuzzolino,
jmtuzz@gmail.com, 847-707-1739

Temari artist Jen Weber

Jen Weber has been a fiber arts addict since the early 2000s. Her background in mathematics heavily influences her love of patterns in all of her pursuits. While she teaches weaving, spinning, and dyeing, her true passion of Japanese temari was discovered in 2011. Jen is an active member of various weaving and fiber arts guild, Complex Weavers, and the Japanese Temari Association (JTA), with whom she is a certified teacher (Shihan). Her original creations has been featured in numerous exhibitions, including the Akita National Temari Competition in Japan, in which she was awarded the Governor's Prize in 2019.



Jen is always looking to expand her own knowledge of fiber-related fields, but above all, her passion is for teaching. She strives to make "heavy" topics understandable for all of her students, and to provide them with the techniques and skills necessary to continue exploring their fiber passions. Her pet peeve is hearing people say they "can't do something" before they even try, and her mission is to spread the addiction of fiber arts. Oh... and she REALLY loves bunnies.

Jen is always looking to expand her own knowledge of fiber-related fields, but above all, her passion is for teaching. She strives to make "heavy" topics understandable for all of her students, and to provide them with the techniques and skills necessary to continue exploring their fiber passions. Her pet peeve is hearing people say they "can't do something" before they even try, and her mission is to spread the addiction of fiber arts. Oh... and she REALLY loves bunnies.

HYBRID LECTURE – Tues, Oct 3, 9:30 am (CT): *All About Japanese Temari*

Come and learn all about the ancient craft of Japanese temari (embroidered thread balls). Find out about the history and development of this unusual art, right up to its present day prevalence both in Japan and around the world. The secrets of what is actually inside these lovely creations will be revealed, as well as what they are used for and how they are made. You'll learn about some of the different geometries and patterns that are unique to this craft. Best of all, you'll get to see oodles of examples. There will be plenty of time for questions, so bring your curiosity and get ready to fall in love with the amazing art of Japanese temari!

• WEBSITE:
www.cleverbunnystudio.com



IN-PERSON WORKSHOP: FEE: \$195

Temari 101: A Beginner's Course in Japanese Temari

Tues, Oct 3: 1:00 pm – 4:00 pm (CT)
Wed, Oct 4: 9:30 am – 4:00 pm (CT)
Thurs, Oct 5: 9:30 am – 4:00 pm (CT)

Come explore the ancient Japanese art of temari – beautiful embroidered balls. Students begin with a prepared ball and dive immediately into the fun of creating geometric designs with pearl cotton and simple stitches. During the two and a half days, participants learn all the fundamentals of the craft: how to wrap and prepare the balls for stitching, marking for different designs, stitching basics, and layered and woven design fundamentals. Temari is a perfect medium to explore bold color choices, and students will be encouraged to

work with color combinations out of their artistic comfort zone.

- All supplies except the DMC pearl cotton 5 are included. Students will be provided with enough materials and patterns to complete four unique temari, and instructions for two bonus projects to complete on their own. Students can either purchase DMC pearl cotton 5 skeins from the instructor or bring along their own (12 skeins at a minimum).

Jen Weber believes strongly that creativity and proficiency grow best in a relaxed and fun atmosphere, so be ready to have some fun.

REGISTER FOR THIS WORKSHOP ONLINE AT OUR WEBSITE: www.nsg.org



Sample of Anne's mixed-media folding books.



Textile Artist Anne Kelly

Anne Kelly is a mixed media textile artist, author and tutor living and working in Kent, England. She was educated in Canada and granted two consecutive Greenshields Scholarships, a prestigious international award given to artists who “demonstrate the determination and talent to pursue a lifetime career in their art practice.” Anne’s richly layered and densely hand and machine embroidered works are reminiscent of tapestries. Her work is driven by narrative and more recently by issues of conservation and migration. She exhibits internationally, often combining exhibitions with her teaching.

• **WEBSITE:** www.annekellytextiles.com
(with links to her blog and social media)

HYBRID LECTURE – Tues, Nov 7, 9:30 am (CT): *My Practice*

Join Anne Kelly, an award winning textile artist, author and tutor based in the UK. In this one hour talk (with Q and A session), Anne will discuss her influences, inspirations, recent exhibitions, and work. Anne is a member of the Embroiderers Guild, the European Textile Network and a member of the Crafts Council Directory. Her large mixed media textile embroideries are exhibited and collected in the UK and internationally. Her five books for Batsford are widely collected and studied in the UK and around the world.



IN-PERSON WORKSHOP: FEE: \$165

House and Home

Tues, Nov 7: 1:00 pm – 4:00 pm (CT)

Wed, Nov 8: 9:30 am – 4:00 pm (CT)


Thurs, Nov 9: 9:30 am – 4:00 pm (CT)

In this course with author, artist and tutor Anne Kelly you will be working from your own choice of house or place (building) that holds a special memory for you. You will make a small hanging piece. Using basic but effective techniques taken from her books, Anne will show you how to create a mixed media collage using items from your collections and charity shop finds. Your piece will be embellished and richly decorated to create a special souvenir or gift. It can be added to a larger piece at a later date if desired. Sewing machines are useful but not essential. You should choose colours that suit your house/building and an image of your house/building to work from before the course.

“For me, stitching is a form of drawing. I entrap elements of the world in my textiles, then draw over them, making a new piece of tapestry-like fabric.”

– Anne Kelly, from *TextileArts.org* article,
Anne Kelly: Everyday layers, bound with stitch

REGISTER FOR THIS WORKSHOP ONLINE AT OUR WEBSITE: www.nsg.org



Artist Amanda McCavour

Amanda McCavour is a Canadian artist who works with stitch to create large-scale embroidered installations. McCavour holds a BFA from York University where she studied drawing and a MFA in Fibers and Material Studies at Tyler School of Art in Philadelphia, PA. McCavour shows her work in galleries nationally and internationally with recent solo exhibitions in Ottawa (ON), Virginia Beach (VA) and Vancouver (BC). She has received numerous awards and scholarships from the Ontario Crafts Council, The Canada Council for the Arts, The Handweavers and Spinners Guild of America, The Ontario Society of Artists, The Surface Design Association and The Embroiderers Guild of America.

• **WEBSITE:** www.amandamccavour.com (with links to social media)

VIRTUAL LECTURE – Tues, Jan 2, 9:30 am (CT): *Dancing with Thread*

In this lecture, Amanda McCavour will share a range of embroidered sculptures and installations. McCavour sees the sewing machine as a tool to draw with thread and she will describe the way that she uses this tool to create a wide range of pieces. McCavour will share works in process and describe some of the design work that goes into each piece giving a behind the scenes look at her art practice.

VIRTUAL WORKSHOP: FEE: \$80

Experimental Surfaces

Tues, Jan 2, 2024: 1:00 pm – 4:00 pm (CT)

Wed, Jan 3, 2024: 9:30 am – 4:00 pm (CT)

Thurs, Jan 4, 2024: 9:30 am – 4:00 pm (CT)

Use your sewing to create lines and dynamic textures, focusing on constructing stitched and mixed media surfaces. In this workshop, we will use machine embroidery and one type of water-soluble stabilizer in a variety of ways to create lace-like structures where stitch holds the piece together. Along with threads, experiment with combining an assortment of materials like plastics, papers, and yarns to create a variety of samples exploring different texture and colour combinations.

In this two and a half day workshop, you'll learn the basics of how to work with two types of water-soluble fabric (Sulky Solvy® & Sulky Fabri Solvy®) and some special ways to use materials. We'll look to scraps of fabric, yarn, wool, threads, ribbons and paper, and collage these elements together with stitching.



ARTIST'S STATEMENT:

In my work, I use a sewing machine to create thread drawings and large-scale installations. By sewing into fabric that dissolves in water, I can build up stitched lines on a temporary surface. The crossing threads create strength so that when the fabric is dissolved, the thread drawing can hold together without a base. With only the thread remaining, these images appear as though they would be easily unraveled and seemingly on the verge of falling apart, despite the works raveled strength. I am interested in thread's assumed vulnerability, its ability to unravel, and its strength when it is sewn together.

Through an exploration of line and its 2D and 3D implications, stitch is used in my artwork to explore various concepts such as connections to home, the fibers of the body and more formal considerations of thread's accumulative presence. I explore embroidery's duality- its subtle quality versus its accumulative presence and its structural possibilities versus its fragility. Through experimentation and creation within my studio, I continue to investigate line in the context of embroidery, drawing and installation.

REGISTER FOR THIS WORKSHOP ONLINE AT OUR WEBSITE: • www.nsn.org

Textile Artist Carolina Oneto


Carolina Oneto trained as an Industrial Engineer and has a Master’s degree in Business Engineering. She worked both in industry and as a university professor for more than 10 years in Chile. In 2010, living in Buenos Aires, she discovered patchwork and studied patchwork and quilting with Cecilia Koppman and Teresita Leal, two internationally famous Argentinian quilt artists. In 2016, Carolina returned to Chile and studied “Interaction of Color” at the art school of the Catholic University of Chile. This study marked the development of her work that she is known for today. Stong interaction of colors is always a relevant part of each of Carolina’s quilts.



Carolina’s quilts have been exhibited in many Quilt Festivals around the world, including Paducah Quilt Week, Quiltcon, Festival of Quilts in Birmingham, Houston Quilt Festival, European Carrefour du Patchwork, Fiberart International, Schweinfurth Art Center, Festival do Patchwork Gramado and Floripa Quilt Festival (both in Brazil). Additionally, her work has been featured at art centers and galleries in Europe, USA and Chile.

Carolina currently lives in São Paulo, Brazil. There she has her own studio, from where she continues creating and developing her art and teaching that WE ARE ALL CREATIVE.

• WEBSITE: <https://carolinaoneto.com/>
(with links to her blog and social media)



VIRTUAL LECTURE –

Tues, Feb 6, 2024, 9:30 am (CT):

Limits and Creativity

It may be counterintuitive, but limits are essential to creativity. Limits allow us to create connections, to avoid paralysis from too many choices and to get a deeper understanding of our medium. In this lecture Carolina will talk about what kind of limits we can use to empower our own creative process.

CHOICE OF 2 VIRTUAL WORKSHOPS – SIGN UP FOR ONE OR BOTH!

VIRTUAL WORKSHOP #1: FEE: \$50

Curves and Transparencies

Wed, Feb 7: 9:30 am – 3:00 pm (CT)


Carolina will talk about Color Theory and how to create a Color Transparency effect with fabrics. Carolina will also teach you how to cut complex and curved shapes from fabrics and to how join these curved shapes by machine. Using this knowledge participants will design and construct their own unique mini quilt top.



VIRTUAL WORKSHOP #2: FEE: \$65 *Watercolor Quilts*

Thurs, Feb 8: 9:30 am – 4:00 pm (CT)

In this workshop Carolina will teach her process to create a “Watercolor Quilt.” First there will be a discussion about Color Theory, the chromatic circle and the 3 variables of color. Then Carolina will guide you through the process of choosing fabrics to create a beautiful transition with colors (like painting with watercolors!). She will teach the process, step by step, to create a “watercolor quilt.” This workshop will provide you with new techniques and color theory knowledge that will allow you to feel confident designing, cutting, and sewing in an improvisational way – but with some rules – to create beautiful movement in your quilts.



REGISTER FOR THIS WORKSHOP ONLINE AT OUR WEBSITE: • www.nsn.org

Textile Artist Lois Russell

Lois Russell’s fiber work reflects her history as a basket maker. She teaches nationally, and has won numerous awards including Category Winner in Excellence in Fiber 2016. Her work has been featured in Fiber Art Now and several books on fiber arts including 500 Baskets. In 2021 she was honored with a Lifetime Achievement Award by the National Basketry Organization. Her work is in private collections and is represented at the Racine Art Museum, Fuller Craft Museum and the Kamm Collection. Russell has served on the boards of the National Basketry Organization and of CERF+ and is currently on the boards of the Boston Society of Arts and Crafts and Penland School of Crafts.

ARTIST’S STATEMENT:

I love textiles. I finger fabric in expensive stores. I buy one skein of yarn just because I need to have that color where I can see it every day. During my lifetime I have knit countless sweaters and blankets, made quilts, felted wool, hooked



rugs, tried to weave, sewn and darned, and done all sorts of stitching and embroidery. But mostly I have made baskets.

That does not make me special. Humans have made baskets for thousands of years. To my mind the first basket was a cupped hand with the fingers intertwined. They have made them with whatever they: cedar bark in Alaska; bamboo

in Japan; discarded telephone wire today in South Africa. There is no end to the possibilities when it comes to making a basket. The rich traditions of basket making from around the world provide many possible architectures and countless fiber techniques. Baskets are an invitation to play with shape, color and texture.

I can’t know what my work will be about for other people, but I hope it will provoke something, that it will be a starting place for an emotion or a thought. And, missionary that I am, I hope it will convert them to being artists in their own way, always looking for what is beautiful and interesting, perhaps where they least expect it. And I hope it will make them appreciate, even briefly, how wonderful and complex the world is.

• Website: <https://loisrussell.com>
(with links to her blog and social media)



HYBRID LECTURE – Tues, March 5, 2024, 9:30 am (CT): *From There to Here: A Life of Fiber*

Lois Russell grew up in a family that made things, all the time and everywhere. If you were female in her family, that meant you made things with fiber. In this talk Russell will (try) to trace how this heritage has played out in her life moving her from making doll clothes to exhibiting internationally.

IN-PERSON WORKSHOP: FEE: \$190 *New Uses of an Ancient Technique*

Tues, March 5: 1:00 pm – 4:00 pm (CT)

Wed, March 6: 9:30 am – 4:00 pm (CT)

Thurs, March 7: 9:30 am – 4:00 pm (CT)

Basket making is an ancient craft and today’s artists are using its techniques to create sculptural pieces that challenge the definition of “basket.” This workshop will focus on one technique, twining. Using colorful waxed linen thread students will learn basic twining,



creating designs with two colors and how to make a base and control the shaping of a basket. Students can expect to finish one small basket (2 inches) and to begin another. The materials kit includes a base for the first basket and all the waxed linen you need. Students only need to bring a pair of sharp scissors.

ONLINE REGISTRATION OPENS FOR THIS WORKSHOP ON NOV 7 • www.nsn.org



Artist Joe Cunningham

Joe Cunningham has been a professional quilt artist since 1979. He has written essays on the subject for museum catalogues, books and magazines. His book, "Men and the Art of Quilting" was the first book on its subject. In 2009 he received a grant to study with the Gees Bend quilters in Alabama. In 2010 he was artist in residence at the De Young Museum in San Francisco, which purchased one of his quilts for its permanent collection. Joe travels throughout the country and internationally to give lectures and workshops on quilt making.

His ten books on quilt making include the first biography of a living quilter, the first book on men who make quilts ("Men and the Art of Quilting,") and a definitive book on marking quilts for quilting called "Quilting with Style," published by AQS. He has been seen on the PBS series Craft in America, the HGTV series "Simply Quilts with Alex Anderson," as well as "The Quilt Show" with Ricky Tims and Alex Anderson, and others. Cunningham has performed his musical quilt show, "Joe the Quilter," for guilds and theaters nationwide. His latest book is "Joe Cunningham Quilts," a collection of his quilts from the last 15 years.

Joe Cunningham has been invited to give lectures in museums and colleges including the DeYoung Museum, University of Michigan, the Chicago Art Institute, the Shelburne Museum, and the International Quilt Study Center and Museum, The National Quilt Museum and the San Jose Museum of Quilts and Textiles and others

• **WEBSITE:** <http://www.joecunninghamquilts.com/>
(with links to his social media)



HYBRID LECTURE –

Tues, April 2, 2024, 9:30 am (CT):
My Life In Quilts

Joe Cunningham will tell the story of how he got started quilting in 1979 and how he progressed to the quilts in his current style.

IN-PERSON WORKSHOP: FEE: \$195
On the Edge

Tues, April 2: 1:00 pm – 4:00 pm (CT)
Wed, April 3: 9:30 am – 4:00 pm (CT)
Thurs, April 4: 9:30 am – 4:00 pm (CT)

In this workshop Joe Cunningham will introduce participants to several of his favorite improv techniques and one of his favorite compositional devices. In the first 1/2-day session Cunningham will introduce the techniques and provide time to get comfortable with them. The second day starts with a design exercise that will lead to your design for the entire project. Using the Cunningham's techniques, students will complete the workshop with a mid-size quilt, about 48" square, and plenty of new ways of working.

"I make quilts to be positive existential objects, that will look and feel like something that can warm you against the coldness of the universe."

– Joe Cunningham (from his website)

ONLINE REGISTRATION OPENS FOR THIS WORKSHOP ON NOV 7 • www.nsn.org

Textile Artist Felice Dahlhausen

Fabric has always been a part of Felice Dahlhausen's life. She grew up with a grandmother and mother who sewed clothing and could put together an outfit in no time at all. Her father was in the textile business in Manhattan, and Felice would sometimes go into the city with him on Saturdays.

Felice received her BFA at Kent State University in Ohio and spent thirty-two years as a high school art teacher; teaching drawing, painting, photography and graphic design. She had received great satisfaction in teaching and in exposing her students to varied art experiences and possible career options.

As much as Felice loved teaching, at retirement she made the decision to devote time to her own learning and fibre art. While she had always quilted she now had time to explore new possibilities with fabric and thread; creating art quilts instead of bed quilts.

• **WEBSITE:** <http://www.felicequilt designs.com>
(with links to social media)

ARTIST'S STATEMENT:

Felted wool combined with cotton fabrics and embroidery stitches are my chosen materials. My goal is to strengthen my artistic work and learn new techniques that will provide growth in the skills I use. I have recently explored Indigo Shibori and printed dyeing techniques and have included those fabrics in current work. I enjoy hand appliqué as well as pieced work but always include added stitches for texture and pattern. I use Appliquick® tools to form the shapes I appliqué.

I love sharing the creation processes with others as much as creating the works. To that end I have created patterns for others to use and welcome opportunities to teach techniques with student design driven compositions. Additionally, participating in an art quilt group has been wonderful for constructive criticism and building friendships. I highly recommend it!

Nature is my main inspiration; however, I have started to venture into abstract pieces. I live in NE Ohio and enjoy taking in the insect and plant life at our pond and perennial garden. All colors are intriguing to me and I spend a great amount of time planning the colors to use in my pieces. I tend to start louder with color, then quieter, but have also created with a monochromatic color scheme using texture and shape to define the subject matter.



HYBRID LECTURE – Tues, May 7, 2024, 9:30 am (CT):

Adding Color with Texture and Stitches

Felice will talk about her discovery, inspiration, and development as a textile artist. In presenting her varied projects, she will further discuss her processes, resources and materials used.

IN-PERSON WORKSHOP: FEE: \$155

Create a Vase of Flowers

Tues, May 7, 2024: 1:00 pm – 4:00 pm (CT)

Wed, May 8, 2024: 9:30 am – 4:00 pm (CT)

Thurs, May 9, 2024: 9:30 am – 4:00 pm (CT)

Using Felice's pattern shapes for vases and flowers, you will be guided through the design and wool appliqué process. It will be your choice to add some cotton accents with instruction given. Dahlhausen teaches using Appliquick tools but those who already do needle turn or the starch method may



do that instead. Students designs will be lightly fused to the background and whipstitched in place. Decorative embroidery stitches will be taught. On day two you will learn and create embellishment stitches to add detail, color, and texture. The finished size is 12" x 16." Everyone's finished work will be different.

ONLINE REGISTRATION OPENS FOR THIS WORKSHOP ON NOV 7 • www.nsn.org

NOTE:

The email addresses in this newsletter are for your personal use only so members can contact each other.

A digital membership directory

with names and contact info for all members will be sent out in October.

Be sure our membership chair has your current info and photo!

President	Jan Harrington	janqharrington@gmail.com (H) 847-965-6935 (C) 847-736-6861
1st Vice-President	Nancy Nicholson	nancy@nicholson.net
2nd Vice-President	Cheryl Reynolds-Fefles	creynolds.fefles.artist@gmail.com
Secretary	Barb Zerna	barbszerna@gmail.com
Treasurer	Cindy Oppenheimer	cb_bus@comcast.net
Membership	Susan Sances	membership@nsng.org
Workshop Registrar	Janet Tuzzolino	registration@nsng.org
Hospitality	Rona Pietrzak	hospitality@nsng.org
Special Events	Barb Maneck	happydragn@yahoo.com
Mini-Workshop Chair	Elizabeth Guillette	ekguillette@gmail.com
Publicity Chair	Frances Krueger-Jackson	publicity@nsng.org
Member Challenge	Penny Burns	pburns@jbosh.com
Service Chair	Gretchen Alexander	gretchen.alexander@sbcglobal.net
Webmaster	Valerie Koppenhaver	webmaster@nsng.org
Newsletter Editor	Jan Harrington	janqharrington@gmail.com
Past President	Luan Wold	luanwold@gmail.com
Fine Art of Fiber Chair	Nona Flores	ncflores52@gmail.com
FAOF Committee	Valerie Koppenhaver, Bill Keller and Frances Krueger-Jackson	

FOR YOUR INFORMATION

The purpose of the North Suburban NeedleArts Guild is to foster the art of needlework and to encourage a high standard of design, innovation, and technique in various forms of fiber arts. New ideas and techniques are developed through lectures, workshops and other group gatherings. Members are encouraged to show their own talents at meetings.

• **MEMBERSHIP:** Annual membership dues are \$52. Our membership year starts on Aug 1 and ends the following July 31. **If you have a change of address, phone or email address,** contact Membership Chair: **Susan Sances**, membership@nsng.org

• **MEMBERSHIP DIRECTORY:** A digital directory will be sent to all members in October. It includes names and contact info for members, calendars, by-laws and other information about NSNG. Updates will be made as needed. **It is for your personal use only!**

• **MINI WORKSHOPS** are taught by NSNG members. If you are interested in teaching a class, contact Mini-Workshop Chair: **Elizabeth Guillette**, ekguillette@gmail.com

• **IN-PERSON EVENTS AND WORKSHOPS** are held at **Gloria Dei Lutheran Church** (1133 Pfingston Rd, Northbrook) unless otherwise noted. **Please park in the back lot** – on the east side of the church – and enter at that door.

• **GUESTS ARE WELCOME:** Guests and friends are free the first time they attend, after which they must join the Guild to continue attending.

• **FREEBIE TABLE:** Members may bring in fiber-related items they no longer need. **PLEASE take home any unclaimed items!**

NSNG

Loose Ends & Gathered Threads

The newsletter of the North Suburban NeedleArts Guild is published monthly (except for the summer). A digital copy is sent out via email a few days before each meeting. It's also available on our website.

**Our Nov issue will be sent out the end of Oct
(Submission deadline: Oct 20)**

Please contact Newsletter Editor **Jan Harrington** with Show & Tell, announcements or corrections:
janqharrington@gmail.com

WEBSITE: www.nsng.org

Post your projects on INSTAGRAM!
@needleartschicago
#northsuburbanneedleartsguild

Share your work and stories of interest
on our FACEBOOK page:
North Suburban NeedleArts Guild