

Show your work

We have so many talented artists in our Guild. Some have been showing their work in exhibits for years. Barbara Schneider, our May speaker, will exhibit her unique fiber pieces in three upcoming shows, from the *Quilt National 23*, in Athens, Ohio, to *Visions Interpretations* in San Diego, California and another in Taiwan, China! Learn more about Barbara on pages 2 and 5, and at our meeting on May 2nd.

Maggie Weiss shares the inspiration for her thought-provoking work which is currently on display in Evanston.

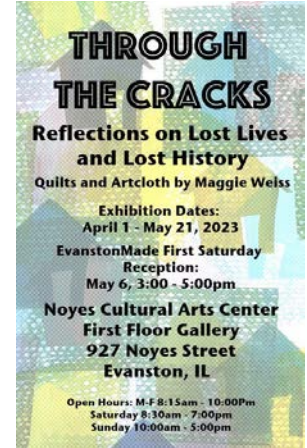
We are lucky to have the Fine Art of Fiber as a showcase for our projects – and a benefit of membership. I hope you are thinking about your entrees for this year’s show which will be held Nov 3, 4 and 5 at the Chicago Botanic Garden. Submissions with a photo of your completed work will be due by Sept 12. Forms and boutique applications will be posted on the FAOF website by July 1.

I have enjoyed selling my wool owls, birds and wall hangings at the boutique for the last few years. Hopefully I will have a couple larger pieces to display at the exhibit. Working on them now!

Please let us know when you have work in an exhibit or sale.

– Jan Harrington

NSNG President and Newsletter Editor



Maggie Weiss exhibit at Noyes Arts Center

My exhibit, *Through the Cracks*, features work that calls attention to a variety of issues both current and historic. I’ve been acutely aware of social injustice issues from a young age. I was 10 years old when I saw nonviolent protesters being beaten and attacked on TV after Martin Luther King was assassinated in 1969.

The earliest social justice piece in this collection, *American as Apple Pie*, protests the use of capital punishment, juxtaposing what appear to be homespun fabrics with printed images of an electric chair. After George Floyd was murdered in 2020, the resulting gun violence following the riots in Chicago took the lives of seven children between the ages of 1 and 14. I created *The Innocents* (shown above) to

honor those all-too-short lives and to call attention to the desperate need for gun safety legislation. So many lives, stories and unfathomable human potential is lost every year to gun violence, lives that have “fallen through the cracks” in the face of irrational pro-gun legislation.

Also included are works referencing ancient symbols of the Sacred Feminine, once revered in cultures from all corners of the globe but dismissed and appropriated through the centuries – also fallen “through the cracks” to our detriment.

I’d love to share this work with you at the exhibit reception at Noyes Cultural Arts Center in Evanston, on Saturday, May 6th, 3:00 - 5:00 pm, or anytime between now and May 21, when the show closes.



HYBRID MEETING & LECTURE (In-Person & Zoom)
Tuesday, May 2, 9:30 am (CT) at Gloria Dei
Artist Barbara Schneider

Walking in Wonder: Observation, Creativity and Nature

FREEBIE TABLE • IN-PERSON SHOW & TELL

• • •

SUMMER SEMINAR with Edrene Heiss • June 6 - 9

• • •

SUMMER PICNIC • Tuesday, July 11 at Gloria Dei
 POTLUCK LUNCH • MINI-WORKSHOP

MONDAY MEET-UPS
on Zoom

9:30 - 11:00 am (CT)

May 8 – Hand Work


May 15 – Knit and Crochet

**May 22 – Quilting
 and Open Topic**

For info and Zoom link,
 email meetups@nsg.org

Barbara Schneider - May artist and teacher

I am looking forward to speaking at the May meeting and teaching the workshop to members of my favorite guild. I have been a member since about 2000 and have always enjoyed the creativity and vibrancy of NSNG. Although I don't get to as many meetings as I would like, I always look forward to the newsletter and finding out what people are up to. Below is information about upcoming exhibits I have artwork in. Some of these will be in the presentation so this is a bit of a preview.



- *Forest Floor, Tree Bark Fragments, var. 5* (left) will be part of *Quilt National 23*, opening on May 26 at the Dairy Barn in Athens, Ohio. It is made with the techniques that students are learning in the May workshop! I believe this is my 7th Quilt National and I am excited to have work in it again.

- *Line Dance, Tree Ring Pattern, var. 27* (right) will be part of an exhibit at the Taiwan International Quilt Society in Taiwan, China during June. It was exciting to be asked to participate in this international exhibit. The piece is wending its way to China.



- *Forest Floor, Birch Bark Fragments* (left) has been accepted into *Visions Interpretations* in San Diego, California. It will be opening in mid-October. It features 37 pieces out of 373 that were submitted so that feels very good. And it, too, uses the techniques that I am teaching this May.

And last, but definitely not least, I am closing my studio space in Harvard and moving into a much smaller space at home in Woodstock! That is quite the challenge and it will be interesting to see how the move changes the directions I pursue.

Share your projects during **SHOW & TELL**
or send to Newsletter Editor, Jan Harrington
janqharrington@gmail.com



Chris Deering asks Sarah Chapman how to attach a bird earring so it will dangle at the bottom of her piece (shown above). Photos by Nona Flores



Sarah Chapman metal workshop

This was such an incredible class! I had not done any metal work since high school, which was a very long time ago. But with Sarah's instructions and her magical hydraulic press, I managed to make something that I'm very happy with! Techniques included embossing, die-cutting, texturing, cold connections and making "ravioli pockets" to hold small objects (my small object is a picture agate). Sarah was wonderful about answering questions and brain storming ways to do things. Being a quilter, I needed to add fiber, so I drilled a lot of holes around a button so I could sew it on.


— Chris Deering



Rona Pietrzak working on her project. Metal units made by Nona Flores.



Cheryl Reynolds-Fefles at the hydraulic press. Units made by Melanie Terasaki.



Summer Potluck & Mini-Workshop

Join us on **Tuesday, July 11** for an indoor picnic. The Guild will supply a main dish and beverages, and members should bring a side dish, salad or dessert. Share your projects during Show & Tell. Cull your stash for our Freebie Table! Service kits and supplies will also be available.

After our lunch, Jan Harrington will teach a mini-workshop. She has been making vessels, using repurposed wool sweaters and adorning them with hand stitching, beads, buttons and other embellishments. The wool for the base will be provided by Jan. Bring your own threads, fabrics, buttons, beads and other supplies to adorn your vessel. The fee is \$10 per person, which will be donated to Service.

Jan will bring samples to the May 2nd meeting (see below). Sign up then, or send an email to Mini-Workshop Chair, Elizabeth Guillette, ekguillette@gmail.com and Jan Harrington, janqharrington@gmail.com



Wool Vessel Mini-Workshop July 11. Get creative with hand stitching and embellishing this relaxing project.



Member Challenge 2023

"It's in the Bag!" is this year's Member Challenge. Use your favorite technique to create something around this theme. All work submitted should be the submitter's original design (no kits, commercial charts, etc.) and should have been completed within the last 2 years. Work that has been previously exhibited at Guild functions is discouraged. Entries must have a fiber element. Your project will be displayed at our Dec 5th meeting and members in attendance will vote for their favorite entry. You must be a member to enter and vote. NSNG workshop certificates will be awarded for \$100 First Place, \$75 Second Place, and \$50 Third Place.

- Please let Penny Burns know if you will enter this challenge. Include your name, the name of the entry, and how it should be displayed (hung or placed on a table).

– Penny Burns, Member Challenge Chair, pburns@jbosh.com.

Workshop projects for 2023-2024

Details about our artists and the workshops they will teach are inside this newsletter and online at our website. Registration opens May 1 for Sept, Oct and Nov workshops.

Winter and spring will open on Sept 4. Be sure to renew your membership now!

Here is a summary of what you can learn and make in the coming year.

Workshops are in person except for January and February 2024.

- **Sept 5 - 7:** Create a **small improv quilt** using curves and abstract circles with Marge Tucker. \$190
- **Oct 3 - 5:** Learn rug hooking skills and make a **small hooked rug** of your own design with Laurie Lausen. \$310
- **Nov 7 - 9:** Create a personalized **mixed media stitched collage** of your favorite home or place with Anne Kelly. \$165
- **Jan 2 - 4:** Explore experimental surfaces and create three-dimensional lace-like structures with Amanda McCavour. *Virtual* - \$80

- **Feb 7:** Make a unique **mini-quilt top** with curves and transparencies with Carolina Oneto. *Virtual* - \$50
- **Feb 8:** Learn about color theory and make a small **watercolor quilt** with Carolina Oneto. *Virtual* - \$65
- **Mar 5 - 7:** Learn new uses of an ancient technique - twining - to make a **small basket** with Lois Russell. \$190
- **April 2 - 4:** Use improv techniques to sew a **mid-size quilt** of your own design with Joe Cunningham. \$195
- **May 7 - 9:** Learn the wool applique process to make a **vase of flowers wall hanging** with Felice Dahlhausen. \$155

NSNG WORKSHOP REGISTRATION INFORMATION & POLICIES

- Workshop Registration is made available to NSNG members before being made open to the general public.
- Registrants must have a fully paid NSNG membership and a current Participant Agreement on file in order to qualify for the member price for a workshop.
- The number of participants in a workshop is determined by the instructor and is not open to NSNG's discretion.

Workshop Registration Procedure:

- Space in the workshop cannot be guaranteed or held without payment.

Registration and Payment:

- Payment is made by credit card online at

our website, NSNG.org

- If the workshop is full, you can request to be put on the waiting list.

Non-Members:

- A non-member must pay an additional \$20 fee and have a current Participant Agreement on file.

Waiting List:

- In the event that all spaces in a workshop are filled, a waiting list will be started for that workshop; there is no charge to be on the waiting list.
- A potential registrant on the waiting list will be contacted if a currently registered participant wants to sell their spot.

- The sale must be transacted through the Workshop Registrar.

- If there is no waiting list for the workshop, no refund is available.

Supply Lists:

- A supply list is available for each workshop on the NSNG website.
- The supply list and logistics are sent in a reminder email to the workshop participants about a month in advance of the workshop.

Direct inquiries to Workshop Registrar,
Janet Tuzzolino,
jmtuzz@gmail.com, 847-707-1739

Service Group projects and activities

Service is the charity arm of NSNG and has been active for many years. All NSNG members are encouraged to participate in person, at home or in spirit. Service has included many activities to benefit the community.

The group is currently working on making menstrual shields for *Days for Girls*. Almost all materials for this project and many others have been donated and are supplemented by the Guild. Work on this project usually happens from January to May.

Another ongoing project is making lap quilts for seniors and also for children at the women's shelter. Kits are available to make the quilt tops and will be at our May meeting to pick up. When the tops are returned to the Service Group they are layered with a quilt back and batting (usually purchased by the Guild), then passed on to be quilted or tied for finishing.

The group will be working on placemats for the Meals on Wheels participants. Jeanette Page would like to distribute some of these for a "Christ-

mas in July" activity. These will mostly be distributed in early December so everyone has time to make one or two. The size is smaller than regular placemats because most of the meals are TV dinner size. Something about the size of a sheet of paper is fine.

The activity for fall will be making pillow cases for the Women's Shelter. Hopefully there will be kits available in September for this. Donations of cotton fabric with holiday or children's theme is greatly appreciated.

Jeanette Page has graciously invited anyone interested in working with the small group to her home. But, please **call** Jeanette to confirm the work day. Hopefully there will be a weekly group meeting over the summer on Tuesday or Wednesday. We understand that there are many family and personal commitments that may interfere.

– Marcia Hartnell

- Jeanette Page, Phone: 708-902-0087
2339 Dehne Road, Northbrook
- Gretchen Alexander, Service Chair,
gretchen.alexander@sbcglobal.net

Community Service Sew-In Day

Sponsored by Laurie Korte and her company – May 18

Dear Members of NSNG,

I am delighted to announce my company's (Learning Pool) most ambitious community support initiative yet, planning for our entire workforce to volunteer in the community.

On **Thursday, May 18th, 2023**, business as usual will be paused, as Learning Pool's entire team will go into the community to support charitable and environmental activities, in an effort we're calling 'Learning Pooloza'. This focused business action means that we will contribute more than 3,500 volunteer hours in a single day, aiming for an extraordinary impact in the communities where our 450+ people live and work.

I (Laurie Korte) have elected to host a Community Service Sew-In Opportunity. On May 18th, 2023 from 10:00 am - 4:00 pm, at a place yet to be determined (depending on attendee expectation). In addition to the in-person option will be a virtual meeting link (as already there are sign ups from other countries represented throughout my company's staff). All attendees will have to source their own materials to use on May 18th. In-person location will have a few sewing machines, an iron and ironing board, and other necessary supplies (just in case someone forgets anything).

Projects to consider can be found on the NSNG website community service page (*Days for Girls projects are not available*): nsng.org/community-service

Please let me know if you are interested in joining in-person or virtually and which project idea you would like.

Thank you,

Laurie Korte (Barbara Eich's daughter)

My Email: Lauriekorte@me.com

My company's website: learningpool.com/csr

Help Wanted!

Technology Specialist

We plan to have hybrid meetings and lectures for the foreseeable future. In order to bring you the best experience – both for those attending in person, and on Zoom – we are seeking a member to join the Board as a Technology Specialist.

Here is the job description:

- Manage audio, visual and digital meeting setup and connections before and after monthly member meetings. Make recommendations on updates to electronic equipment and services used to project and digitally connect members during the meeting. Experience with Zoom and audio visual equipment is helpful but not required. You only need a willingness to do research and test out options. We will help you learn on the job!
- To apply or ask questions, please contact Guild President, Jan Harrington, janqharrington@gmail.com

Board nominations for 2023-2024

The Nominating Committee would like to present the following slate for the upcoming election:

- Treasurer: Cindy Oppenheimer
- Secretary: Barb Zerna
- 2nd Vice President: Cheryl Reynolds-Fefles
- Hospitality: Rona Pietrzak
- Membership: Susan Sances


The following elected Board members will continue in their positions:

- Special Events: Tricia Baldwin
- Publicity: Frances Krueger-Jackson
- Member Challenge: Penny Burns
- Mini Workshops: Elizabeth Guillette
- Workshop Registrar: Janet Tuzzolino

In this year's elections, the Board is also proposing an amendment to the Bylaws: The Sentence "No officer shall serve in the same office in consecutive terms" will be removed from Article III, Section 1.

All members attending the May General meeting (May 2nd), both in person and on Zoom, will vote on this slate of nominations. Position changes will take effect after the May 16, 2023 Board meeting.

– Nominating Committee:
Sylvia Dresser and Valerie Rodelli



Textile Artist Barbara Schneider

Barbara Schneider began a second career as a textile artist in 1996 when she discovered the pleasure of working with cloth, paint, dye and thread. Her interest in the Japanese concept of Wabi-Sabi strongly influences all of her art. Her current work is exploring aspects of conservation and environmental issues. She has an extensive background in surface design and teaches as well as exhibits nationally and internationally. Her artwork is in many private and public collections including the International Quilt Center, the National Quilt Museum and the McHenry County College permanent collection. Her studio is at The Starline Factory in Harvard, IL.



Barbara is an amazingly accomplished artist, and has completed many series including: "Observations: Walking in Wonder" –

a series of twenty-seven hand-stitched artworks, each piece based on a particular McHenry County Conservation District site. (Boger Bog Conservation Site – shown below). Ultimately all of her series are about reflection – whether physical, mental or emotional. It is what she does throughout her work process as well as what she hopes viewers do as they look at the completed work.

• **Artist's Statement:**

My on-going interest in the Japanese concept of Wabi-Sabi, finding beauty in things that are imperfect, impermanent and incomplete is at the core of all of her artwork. I like to capture the essence of images made of light and movement, images that are infinitely variable. What does the eye see? What does the camera see? What does the mind see?

• **Websites:** www.barbaraschneider-artist.com; www.artclothnetwork.com; saqa.com

HYBRID LECTURE:

Tuesday, May 2, 9:30 am (CT)

Walking in Wonder: Observation, Creativity and Nature

Barbara's current work is focused on creating art that explores nature, conservation and the environment. The lecture will take you for a 'walk' through the development of several projects. She will show how she makes use of observation to create large, shaped artwork that take us deeper into nature or that give you a better understanding of the environmental changes that have changed Illinois over the past two centuries. The work helps her understand the natural world in new ways. She hopes you will see with new eyes at the end of the presentation.

IN-PERSON WORKSHOP: *Creativity Through Nature: Shaping Dimensional Artwork*

FEE: \$245

Tues, May 2: 1:00 pm – 4:00 pm (CT)

Wed, May 3: 9:30 am – 4:00 pm (CT)

Thurs, May 4: 9:30 am – 4:00 pm (CT)

The workshop will concentrate on teaching a variety of techniques using Fosshape and Lutrador to create dimensional artwork. We will also explore a limited number of other materials that can be shaped, sewn, painted and formed in various ways.

During the workshop, Barbara will be creating rocks and tree bark fragments as a way of demonstrating techniques. You may want to do the same or follow your own ideas for creating nature based dimensional shapes or something else entirely.

You will learn to create supports for your work, various ways of shaping the Fosshape with heat, stitching, burning, stretching and anything else you can think of.

We will also paint, stitch, and add other elements to finish the work in various ways.

This workshop is full. To be added to the waitlist, contact Janet Tuzzolino, jmtuzz@gmail.com



Are you a fan of Edrene's kaleidoscope quilts? Here is a sampling of designs that can be made during the 4-day workshop, June 6 - 9, 2023.

A Kaleidoscope Playdate with Quilter Edrene Heiss



Come and play Kaleidoscopes with Edrene Heiss. A longtime exhibitor at the Fine Art of Fiber, Edrene's kaleidoscope quilts elicit "oohs" and "aahs" and always raise the question: "How does she do that?" Here's your chance to see how it's done, and to do it yourself!

In this four-day workshop you will unlock the mysteries of bilateral symmetry and use it to create beautiful kaleidoscopic art pieces using Edrene's super-simple construction techniques.

"Paula Nadelstern taught a kaleidoscope seminar at NSNG in 2010. I absorbed her design principles but spent the next decade developing ever simpler ways to make lovely kaleidoscopes. Now I am eager to share these techniques with you. Only the simplest sewing skills are required, but your unique artistic vision is a must. I look forward to seeing your completed kaleidoscopic art at the Fine Art of Fiber!"
— Edrene Heiss

Description of 4-day workshop to be held at Gloria Dei Lutheran Church

- On Day 1 (June 6), we will start with an overview of the kaleidoscope process and design principles. We will play with bilaterally symmetric fabrics to explore their potential, and build the gridded "trellis" foundation for our kaleidoscopic wedges. A kit of suitable fabrics (sufficient to make 2-3 scopes) will be provided, but you will have ample opportunity to mix and match from my stash and yours. You will see samples of my completed and in-progress work to study. On each day, I will bring additional samples for you to review.
- On Day 2 we will construct our first kaleidoscopes and consider the relationship between the scope and its background. Along the way, I will introduce you to such techniques as the Victorian lepidopterist stab, the flip, and the MAD fold-in.
- Paula Nadelstern's motto is "More is More," so on Day 3 as we continue construction of additional scopes, we will also think

about embellishments. Do you like crystals, beads, couched yarns, or fabric paints? All are welcome.

- On our last day together, as we finish our kaleidoscopes, I will bring my latest in-process project so we can play with the composition of a large, multi-scope art piece. We will also talk about final assembly, quilting and finishing.

IN-PERSON WORKSHOP:

A Kaleidoscope Playdate FEE: \$215

Tues, June 6: 9:30 am – 4:00 pm (CT)

Wed, June 7: 9:30 am – 4:00 pm (CT)

Thurs, June 8: 9:30 am – 4:00 pm (CT)

Fri, June 9: 9:30 am – 4:00 pm (CT)

REGISTER FOR THIS WORKSHOP ONLINE AT OUR WEBSITE: www.nsg.org



Marge's award-winning Dresden plate quilt titled *Burst*.



Quilter Marge Tucker



Over twenty-five years ago, Marge made her first quilt for friends expecting their first child. That first quilt was a traditional pieced quilt; today Marge focuses on abstract improvisational designs. Although she may start a quilt with a general concept and color palette, she proceeds to piece her quilts without a definitive image of what the finished piece will look like. She sees where she is led. Her quilts are in private collections in Canada and the United States.

• WEBSITE: www.margetuckerquilts.com
(with links to social media)

HYBRID LECTURE: Tues, Sept 5, 9:30 am (CT):
My Life in Quilts: The Good, the Bad, and the Ugly

In this lecture, Marge talks about her quilting journey, from the first quilt she remembers seeing, to becoming a quilting instructor and fiber artist. She will discuss the way quilting has changed her life and her inspirations for quilt designs.

IN-PERSON WORKSHOP:

Improv Curves and Circles

FEE: \$190

Tues, Sept 5: 1:00 pm – 4:00 pm (CT)

Wed, Sept 6: 9:30 am – 4:00 pm (CT)

Thurs, Sept 7: 9:30 am – 4:00 pm (CT)

Circles are a magical shape with no beginning or end and the creative possibilities with circles are endless. In this workshop Marge will teach two different techniques to explore the magic of circles and curves in your own work. One technique is Marge's method to improv piece abstract circles. The second technique Marge shares in this workshop is her method used to improv piece the Dresden plate block, as she did in her award-winning quilt, *Burst*.



Student sample of Dresden plate block in progress.

ONLINE REGISTRATION OPENS MAY 1, 2023. Be sure to renew your membership first. www.nsn.org

Rug-Hooker Laurie Lausen

Laurie Lausen is an avid rug-hooker who sees her career as a “fiber journey” that has taken many paths over the years. She began designing and hooking rugs while still in school in the early 1970s. Since then, her journey has included exploring her passion for spinning, dyeing, knitting, weaving, rug hooking, beadwork and basketry.



Laurie loves that her art is utilitarian and finds joy in every aspect of her practice. The cloth that she hooks into a linen foundation is 100% wool, woven in plaids and patterned weave structures. Laurie over dyes with natural plants grown in her gardens. Year after year, she tends these colors from seed to plant,

dyed wool to finished mat, rug or mounted wall art. The underlying pattern of the woven wool comes through affecting the final hue and adds depth and so much interest to her work.

Laurie has a successful rug hooking design business, exhibits at several events each year and is regularly featured in craft journals. She is currently a Faculty Artist/Instructor at Minnetonka Center for the Arts and has taught at both From Our Hands Creative and Sauder Village Rug Week in Ohio, and many other regional rug camps.

• **WEBSITE:** <https://linktr.ee/woolyredrug>
(with links to social media)



HYBRID LECTURE –

Tues, Oct 3, 9:30 am (CT):

Rug Hooking: Necessity to Art

From its humble beginning in North America along the northeastern Atlantic coast, to the contemporary art of today, rug hooking made with fabric strips and/or yarn has provided a creative outlet for generations. Laurie’s presentation will cover many styles of rug hooking including her own work. There will be a Trunk Show of Laurie’s rugs and time for Q & A.

IN-PERSON WORKSHOP: FEE: \$310 *Rug Hooking: Hook A Little Mat*



Tues, Oct 3: 1:00 pm – 4:00 pm (CT)

Wed, Oct 4: 9:30 am – 4:00 pm (CT)

Thurs, Oct 5: 9:30 am – 4:00 pm (CT)

Learn the method of traditional rug hooking using a simple hook to pull loops of fabric through a linen backing. Students will design, hook and finish a simple trivet mat, (approx. 8” x 8”) of their own design. Laurie has been teaching rug hooking and various fiber arts for over 30 years. Laurie’s classes are casual, warm and as colorful as the materials she works with.

Packed with tips and tricks even the most experienced students will find useful, she helps each student develop their skills and find their own style.

• Provided student materials include linen, wool, rug hook and class notebook. Students are encouraged to bring fabric scraps and thrums (weaver’s term for loom waste...scrap yarn, threads, etc) to personalize their mats. Refer to the supply list for details.

One of Laurie’s favorite quotes is by William Morris:

“Have nothing in your houses which you do not know to be useful or believe to be beautiful.”

Morris wrote this in 1880. He truly valued traditional techniques and tools, and so does Laurie.

ONLINE REGISTRATION OPENS MAY 1, 2023. Be sure to renew your membership first. www.nsg.org



Sample of Anne's mixed-media folding books.



Textile Artist Anne Kelly

Anne Kelly is a mixed media textile artist, author and tutor living and working in Kent, England. She was educated in Canada and granted two consecutive Greenshields Scholarships, a prestigious international award given to artists who “demonstrate the determination and talent to pursue a lifetime career in their art practice.” Anne’s richly layered and densely hand and machine embroidered works are reminiscent of tapestries. Her work is driven by narrative and more recently by issues of conservation and migration. She exhibits internationally, often combining exhibitions with her teaching.

• **WEBSITE:** www.annekellytextiles.com
(with links to her blog and social media)

HYBRID LECTURE – Tues, Nov 7, 9:30 am (CT): *My Practice*

Join Anne Kelly, an award winning textile artist, author and tutor based in the UK. In this one hour talk (with Q and A session), Anne will discuss her influences, inspirations, recent exhibitions, and work. Anne is a member of the Embroiderers Guild, the European Textile Network and a member of the Crafts Council Directory. Her large mixed media textile embroideries are exhibited and collected in the UK and internationally. Her five books for Batsford are widely collected and studied in the UK and around the world.



IN-PERSON WORKSHOP: FEE: \$165

House and Home

Tues, Nov 7: 1:00 pm – 4:00 pm (CT)

Wed, Nov 8: 9:30 am – 4:00 pm (CT)

Thurs, Nov 9: 9:30 am – 4:00 pm (CT)

In this course with author, artist and tutor Anne Kelly you will be working from your own choice of house or place (building) that holds a special memory for you. You will make a small hanging piece. Using basic but effective techniques taken from her books, Anne will show you how to create a mixed media collage using items from your collections and charity shop finds. Your piece will be embellished and richly decorated to create a special souvenir or gift. It can be added to a larger piece at a later date if desired. Sewing machines are useful but not essential. You should choose colours that suit your house/building and an image of your house/building to work from before the course.

“For me, stitching is a form of drawing. I entrap elements of the world in my textiles, then draw over them, making a new piece of tapestry-like fabric.”

– Anne Kelly, from *TextileArts.org* article,
Anne Kelly: Everyday layers, bound with stitch

ONLINE REGISTRATION OPENS MAY 1, 2023 • www.nsn.org • Be sure to renew your membership first.



Artist Amanda McCavour

Amanda McCavour is a Canadian artist who works with stitch to create large-scale embroidered installations. McCavour holds a BFA from York University where she studied drawing and a MFA in Fibers and Material Studies at Tyler School of Art in Philadelphia, PA. McCavour shows her work in galleries nationally and internationally with recent solo exhibitions in Ottawa (ON), Virginia Beach (VA) and Vancouver (BC). She has received numerous awards and scholarships from the Ontario Crafts Council, The Canada Council for the Arts, The Handweavers and Spinners Guild of America, The Ontario Society of Artists, The Surface Design Association and The Embroiderers Guild of America.

• **WEBSITE:** www.amandamccavour.com (with links to social media)

VIRTUAL LECTURE – Tues, Jan 2, 9:30 am (CT): *Dancing with Thread*

In this lecture, Amanda McCavour will share a range of embroidered sculptures and installations. McCavour sees the sewing machine as a tool to draw with thread and she will describe the way that she uses this tool to create a wide range of pieces. McCavour will share works in process and describe some of the design work that goes into each piece giving a behind the scenes look at her art practice.

VIRTUAL WORKSHOP: FEE: \$80
Experimental Surfaces

Tues, Jan 2, 2024: 1:00 pm – 4:00 pm (CT)

Wed, Jan 3, 2024: 9:30 am – 4:00 pm (CT)

Thurs, Jan 4, 2024: 9:30 am – 4:00 pm (CT)

Use your sewing to create lines and dynamic textures, focusing on constructing stitched and mixed media surfaces. In this workshop, we will use machine embroidery and one type of water-soluble stabilizer in a variety of ways to create lace-like structures where stitch holds the piece together. Along with threads, experiment with combining an assortment of materials like plastics, papers, and yarns to create a variety of samples exploring different texture and colour combinations.

In this two and a half day workshop, you'll learn the basics of how to work with two types of water-soluble fabric (Sulky Solvy® & Sulky Fabri Solvy®) and some special ways to use materials. We'll look to scraps of fabric, yarn, wool, threads, ribbons and paper, and collage these elements together with stitching.



ARTIST'S STATEMENT:

In my work, I use a sewing machine to create thread drawings and large-scale installations. By sewing into fabric that dissolves in water, I can build up stitched lines on a temporary surface. The crossing threads create strength so that when the fabric is dissolved, the thread drawing can hold together without a base. With only the thread remaining, these images appear as though they would be easily unraveled and seemingly on the verge of falling apart, despite the works raveled strength. I am interested in thread's assumed vulnerability, its ability to unravel, and its strength when it is sewn together.

Through an exploration of line and its 2D and 3D implications, stitch is used in my artwork to explore various concepts such as connections to home, the fibers of the body and more formal considerations of thread's accumulative presence. I explore embroidery's duality- its subtle quality versus its accumulative presence and its structural possibilities versus its fragility. Through experimentation and creation within my studio, I continue to investigate line in the context of embroidery, drawing and installation.

ONLINE REGISTRATION OPENS FOR THIS WORKSHOP ON SEPT 5 • www.nsng.org

Textile Artist Carolina Oneto


Carolina Oneto trained as an Industrial Engineer and has a Master’s degree in Business Engineering. She worked both in industry and as a university professor for more than 10 years in Chile. In 2010, living in Buenos Aires, she discovered patchwork and studied patchwork and quilting with Cecilia Koppman and Teresita Leal, two internationally famous Argentinian quilt artists. In 2016, Carolina returned to Chile and studied “Interaction of Color” at the art school of the Catholic University of Chile. This study marked the development of her work that she is known for today. Stong interaction of colors is always a relevant part of each of Carolina’s quilts.



Carolina’s quilts have been exhibited in many Quilt Festivals around the world, including Paducah Quilt Week, Quiltcon, Festival of Quilts in Birmingham, Houston Quilt Festival, European Carrefour du Patchwork, Fiberart International, Schweinfurth Art Center, Festival do Patchwork Gramado and Floripa Quilt Festival (both in Brazil). Additionally, her work has been featured at art centers and galleries in Europe, USA and Chile.

Carolina currently lives in São Paulo, Brazil. There she has her own studio, from where she continues creating and developing her art and teaching that WE ARE ALL CREATIVE.

• WEBSITE: <https://carolinaoneto.com/>
(with links to her blog and social media)



VIRTUAL LECTURE –

Tues, Feb 6, 2024, 9:30 am (CT):

Limits and Creativity

It may be counterintuitive, but limits are essential to creativity. Limits allow us to create connections, to avoid paralysis from too many choices and to get a deeper understanding of our medium. In this lecture Carolina will talk about what kind of limits we can use to empower our own creative process.

CHOICE OF 2 VIRTUAL WORKSHOPS – SIGN UP FOR ONE OR BOTH!

VIRTUAL WORKSHOP #1: FEE: \$50

Curves and Transparencies

Wed, Feb 7: 9:30 am – 3:00 pm (CT)


Carolina will talk about Color Theory and how to create a Color Transparency effect with fabrics. Carolina will also teach you how to cut complex and curved shapes from fabrics and to how join these curved shapes by machine. Using this knowledge participants will design and construct their own unique mini quilt top.



VIRTUAL WORKSHOP #2: FEE: \$65 *Watercolor Quilts*

Thurs, Feb 8: 9:30 am – 4:00 pm (CT)

In this workshop Carolina will teach her process to create a “Watercolor Quilt.” First there will be a discussion about Color Theory, the chromatic circle and the 3 variables of color. Then Carolina will guide you through the process of choosing fabrics to create a beautiful transition with colors (like painting with watercolors!). She will teach the process, step by step, to create a “watercolor quilt.” This workshop will provide you with new techniques and color theory knowledge that will allow you to feel confident designing, cutting, and sewing in an improvisational way – but with some rules – to create beautiful movement in your quilts.



ONLINE REGISTRATION OPENS FOR THIS WORKSHOP ON SEPT 5 • www.nsn.org

Textile Artist Lois Russell

Lois Russell’s fiber work reflects her history as a basket maker. She teaches nationally, and has won numerous awards including Category Winner in Excellence in Fiber 2016. Her work has been featured in Fiber Art Now and several books on fiber arts including 500 Baskets. In 2021 she was honored with a Lifetime Achievement Award by the National Basketry Organization. Her work is in private collections and is represented at the Racine Art Museum, Fuller Craft Museum and the Kamm Collection. Russell has served on the boards of the National Basketry Organization and of CERF+ and is currently on the boards of the Boston Society of Arts and Crafts and Penland School of Crafts.

ARTIST’S STATEMENT:

I love textiles. I finger fabric in expensive stores. I buy one skein of yarn just because I need to have that color where I can see it every day. During my lifetime I have knit countless sweaters and blankets, made quilts, felted wool, hooked



rugs, tried to weave, sewn and darned, and done all sorts of stitching and embroidery. But mostly I have made baskets.

That does not make me special. Humans have made baskets for thousands of years. To my mind the first basket was a cupped hand with the fingers intertwined. They have made them with whatever they: cedar bark in Alaska; bamboo

in Japan; discarded telephone wire today in South Africa. There is no end to the possibilities when it comes to making a basket. The rich traditions of basket making from around the world provide many possible architectures and countless fiber techniques. Baskets are an invitation to play with shape, color and texture.

I can’t know what my work will be about for other people, but I hope it will provoke something, that it will be a starting place for an emotion or a thought. And, missionary that I am, I hope it will convert them to being artists in their own way, always looking for what is beautiful and interesting, perhaps where they least expect it. And I hope it will make them appreciate, even briefly, how wonderful and complex the world is.

• Website: <https://loisrussell.com>
(with links to her blog and social media)



HYBRID LECTURE – Tues, March 5, 2024, 9:30 am (CT): *From There to Here: A Life of Fiber*

Lois Russell grew up in a family that made things, all the time and everywhere. If you were female in her family, that meant you made things with fiber. In this talk Russell will (try) to trace how this heritage has played out in her life moving her from making doll clothes to exhibiting internationally.

IN-PERSON WORKSHOP: FEE: \$190 *New Uses of an Ancient Technique*

Tues, March 5: 1:00 pm – 4:00 pm (CT)

Wed, March 6: 9:30 am – 4:00 pm (CT)

Thurs, March 7: 9:30 am – 4:00 pm (CT)

Basket making is an ancient craft and today’s artists are using its techniques to create sculptural pieces that challenge the definition of “basket.” This workshop will focus on one technique, twining. Using colorful waxed linen thread students will learn basic twining,



creating designs with two colors and how to make a base and control the shaping of a basket. Students can expect to finish one small basket (2 inches) and to begin another. The materials kit includes a base for the first basket and all the waxed linen you need. Students only need to bring a pair of sharp scissors.

ONLINE REGISTRATION OPENS FOR THIS WORKSHOP ON SEPT 5 • www.nsn.org



Artist Joe Cunningham

Joe Cunningham has been a professional quilt artist since 1979. He has written essays on the subject for museum catalogues, books and magazines. His book, "Men and the Art of Quilting" was the first book on its subject. In 2009 he received a grant to study with the Gees Bend quilters in Alabama. In 2010 he was artist in residence at the De Young Museum in San Francisco, which purchased one of his quilts for its permanent collection. Joe travels throughout the country and internationally to give lectures and workshops on quilt making.

His ten books on quilt making include the first biography of a living quilter, the first book on men who make quilts ("Men and the Art of Quilting,") and a definitive book on marking quilts for quilting called "Quilting with Style," published by AQS. He has been seen on the PBS series Craft in America, the HGTV series "Simply Quilts with Alex Anderson," as well as "The Quilt Show" with Ricky Tims and Alex Anderson, and others. Cunningham has performed his musical quilt show, "Joe the Quilter," for guilds and theaters nationwide. His latest book is "Joe Cunningham Quilts," a collection of his quilts from the last 15 years.

Joe Cunningham has been invited to give lectures in museums and colleges including the DeYoung Museum, University of Michigan, the Chicago Art Institute, the Shelburne Museum, and the International Quilt Study Center and Museum, The National Quilt Museum and the San Jose Museum of Quilts and Textiles and others

• **WEBSITE:** <http://www.joecunninghamquilts.com/>
(with links to his social media)



HYBRID LECTURE –

Tues, April 2, 2024, 9:30 am (CT):
My Life In Quilts

Joe Cunningham will tell the story of how he got started quilting in 1979 and how he progressed to the quilts in his current style.

IN-PERSON WORKSHOP: FEE: \$195
On the Edge

Tues, April 2: 1:00 pm – 4:00 pm (CT)
Wed, April 3: 9:30 am – 4:00 pm (CT)
Thurs, April 4: 9:30 am – 4:00 pm (CT)

In this workshop Joe Cunningham will introduce participants to several of his favorite improv techniques and one of his favorite compositional devices. In the first 1/2-day session Cunningham will introduce the techniques and provide time to get comfortable with them. The second day starts with a design exercise that will lead to your design for the entire project. Using the Cunningham's techniques, students will complete the workshop with a mid-size quilt, about 48" square, and plenty of new ways of working.

"I make quilts to be positive existential objects, that will look and feel like something that can warm you against the coldness of the universe."

– Joe Cunningham (from his website)

ONLINE REGISTRATION OPENS FOR THIS WORKSHOP ON SEPT 5 • www.nsn.org

Textile Artist Felice Dahlhausen

Fabric has always been a part of Felice Dahlhausen's life. She grew up with a grandmother and mother who sewed clothing and could put together an outfit in no time at all. Her father was in the textile business in Manhattan, and Felice would sometimes go into the city with him on Saturdays.

Felice received her BFA at Kent State University in Ohio and spent thirty-two years as a high school art teacher; teaching drawing, painting, photography and graphic design. She had received great satisfaction in teaching and in exposing her students to varied art experiences and possible career options.

As much as Felice loved teaching, at retirement she made the decision to devote time to her own learning and fibre art. While she had always quilted she now had time to explore new possibilities with fabric and thread; creating art quilts instead of bed quilts.

• **WEBSITE:** <http://www.felicequilt designs.com>
(with links to social media)

ARTIST'S STATEMENT:

Felted wool combined with cotton fabrics and embroidery stitches are my chosen materials. My goal is to strengthen my artistic work and learn new techniques that will provide growth in the skills I use. I have recently explored Indigo Shibori and printed dyeing techniques and have included those fabrics in current work. I enjoy hand appliqué as well as pieced work but always include added stitches for texture and pattern. I use Appliquick® tools to form the shapes I appliqué.

I love sharing the creation processes with others as much as creating the works. To that end I have created patterns for others to use and welcome opportunities to teach techniques with student design driven compositions. Additionally, participating in an art quilt group has been wonderful for constructive criticism and building friendships. I highly recommend it!

Nature is my main inspiration; however, I have started to venture into abstract pieces. I live in NE Ohio and enjoy taking in the insect and plant life at our pond and perennial garden. All colors are intriguing to me and I spend a great amount of time planning the colors to use in my pieces. I tend to start louder with color, then quieter, but have also created with a monochromatic color scheme using texture and shape to define the subject matter.



HYBRID LECTURE – Tues, May 7, 2024, 9:30 am (CT):

Adding Color with Texture and Stitches

Felice will talk about her discovery, inspiration, and development as a textile artist. In presenting her varied projects, she will further discuss her processes, resources and materials used.

IN-PERSON WORKSHOP: FEE: \$155 *Create a Vase of Flowers*

Tues, May 7, 2024: 1:00 pm – 4:00 pm (CT)
Wed, May 8, 2024: 9:30 am – 4:00 pm (CT)
Thurs, May 9, 2024: 9:30 am – 4:00 pm (CT)

Using Felice's pattern shapes for vases and flowers, you will be guided through the design and wool appliqué process. It will be your choice to add some cotton accents with instruction given. Dahlhausen teaches using Appliquick tools but those who already do needle turn or the starch method may



do that instead. Students designs will be lightly fused to the background and whipstitched in place. Decorative embroidery stitches will be taught. On day two you will learn and create embellishment stitches to add detail, color, and texture. The finished size is 12" x 16." Everyone's finished work will be different.

ONLINE REGISTRATION OPENS FOR THIS WORKSHOP ON SEPT 5 • www.nsn.org

President	Jan Harrington	847-965-6935	janQharrington@gmail.com
1st Vice-President	Melanie Terasaki	847-491-6448	melanieterasaki@me.com
2nd Vice-President	Nancy Nicholson	847-533-4818	nancy@nicholson.net
Secretary	Sylvia Dresser	847-945-6095	sylviadresser@gmail.com
Treasurer	Cindy Oppenheimer	847-722-9561	cb_bus@comcast.net
Membership Co-Chair	Cynthia Boudreau	630-240-9445	cboudreau391@gmail.com
Membership Co-Chair	Dee McKenna	224-381-3609	djbwmck@att.net
Workshop Registrar	Janet Tuzzolino	847-707-1739	jmtuzz@gmail.com
Hospitality (<i>Acting</i>)	Luan Wold	847-644-4705	luanwold@gmail.com
Mini-Workshop Chair	Elizabeth Khoodikians-Guillette	708-386-6004	ekguillette@gmail.com
Publicity Chair	Frances Krueger-Jackson	773-784-8766	fran@franniesfelts.com
Member Challenge	Penny Burns	312-590-1646	pburns@jbosh.com
Special Events Chair	Tricia Baldwin	847-650-7908	baldwintricia2@gmail.com
Fine Art of Fiber Chair	Nona Flores	847-951-0814	ncflores52@gmail.com
FAOF Assistant Chair	Valerie Koppenhaver	224-522-3000	koppenhaver@comcast.net
FAOF Assistant Chair	Bill Keller	773-610-7005	bkforge@sbcglobal.net
Newsletter Editor	Jan Harrington	847-965-6935	janQharrington@gmail.com
Service Chair	Gretchen Alexander	847-257-2507	gretchen.alexander@sbcglobal.net
Webmaster	Valerie Koppenhaver	224-522-3000	koppenhaver@comcast.net
Past President	Luan Wold	847-644-4705	luanwold@gmail.com

FOR YOUR INFORMATION

The purpose of the North Suburban NeedleArts Guild is to foster the art of needlework and to encourage a high standard of design, innovation, and technique in various forms of fiber arts. New ideas and techniques are developed through lectures, workshops and other group gatherings. Members are encouraged to show their own talents at meetings.

- **MEMBERSHIP:** Annual membership dues are \$52. Our membership year starts on Aug 1 and ends the following July 31. As of Feb 1, the membership fee for new members is \$32 for the remainder of the year (through July). **If you have a change of address, phone or email address,** contact Membership Co-Chair: **Cynthia Boudreau**, Cboudreau391@gmail.com
- **MEMBERSHIP DIRECTORY:** A digital directory was sent to all members in October. It includes names and contact info for members, calendars, by-laws and other information about NSNG. Updates will be made as needed. **It is for your personal use only!**
- **MINI WORKSHOPS** are taught by NSNG members. If you are interested in teaching a class, contact Mini-Workshop Chair: **Elizabeth Khoodikians-Guillette**, ekguillette@gmail.com
- **IN-PERSON EVENTS AND WORKSHOPS** are held at **Gloria Dei Lutheran Church** (1133 Pflingston Rd, Northbrook) unless otherwise noted. **Please park in the back lot** – on the east side of the church – and enter at that door.
- **GUESTS ARE WELCOME:** Guests and friends are free the first time they attend, after which they must join the Guild to continue attending.
- **FREEBIE TABLE:** Members may bring in fiber-related items they no longer need. **PLEASE take home any unclaimed items!**



Loose Ends & Gathered Threads

The newsletter of the North Suburban NeedleArts Guild is published monthly (except for the summer). A digital copy is sent out via email a few days before each meeting. It's also available on our website.

Our June issue will be sent out the end of May (Submission deadline: May 20)
No newsletter for July or August.

Please contact Newsletter Editor **Jan Harrington** with Show & Tell, announcements or corrections:
janQharrington@gmail.com

WEBSITE: www.nsng.org

Post your projects on INSTAGRAM!
@needleartschicago
#northsuburbanneedleartsguild

Share your work and stories of interest on our FACEBOOK page:
North Suburban NeedleArts Guild