

Travel & home

We all know visiting other destinations is inspirational. When I was in Nova Scotia a few years ago, I was introduced to Maud Lewis, a Canadian folk artist who lived most of her life in poverty. She was a prolific painter who adorned every surface of her tiny house with brightly colored images of flowers, birds and animals. Her wonderful home was restored and installed in the Art Gallery of Nova Scotia in Halifax. The collection also includes many of Maud's delightful artworks. Seeing it is an enlightening experience.

Anne Kelly, our November artist, was also inspired by Maud's house and created a tribute piece to her. You will find it in her book, *Textile Travels*. Make your own stitched interpretation of your favorite home or place in her workshop.

Last summer I was intrigued by the artistry and craftsmanship of hooked rugs in a show at Sauder Village in Archbold, Ohio. I'm looking forward to our October artist, Laurie Lausen, who has taught this craft at Sauder Village. This year's Rug Hooking Week will be held August 15-19. The vendor market includes all kinds of tools and materials for rug hooking. They also hold a quilt show and workshops, May 3-5. Save time to explore the extensive historic village. It's worth the trip!

Check their website for more info, <https://saudervillage.org>

– Jan Harrington

NSNG President and Newsletter Editor



September 5 - 7, 2023:
Improv Curves and Circles
with Quilter Marge Tucker



October 3 - 5, 2023:
Rug Hooking: Necessity to Art
with Rug-Hooker Laurie Lausen



November 5 - 7, 2023:
House and Home
with Textile Artist Anne Kelly

Workshop preview for 2023-2024!

Nancy Nicholson, our 2nd Vice President, has scheduled a great selection of artists to learn from in the coming year. Take time to review the colorful pages inside. Nancy will give us a video presentation of all programs at the meeting on April 11.

Online registration will open on May 1st for September, October and November workshops. Note that we will be holding hybrid meetings and lectures for the foreseeable future. January and February remain virtual only. Be sure to renew your membership online now so you are eligible to register, at www.nsng.org



HYBRID MEETING & LECTURE (In-Person & Zoom)
Tuesday, April 11, 9:30 am (CT)

Metal Artist Sarah Chapman • **Constructing Time and Place**
FREEBIE TABLE • IN-PERSON SHOW & TELL

NOTE NEW LOCATION for April 11:
First Congregational Church of Wilmette
1125 Wilmette Ave (corner of Lake Ave)
(details on page 5)

MONDAY MEET-UPS
on Zoom

9:30 - 11:00 am (CT)

April 10 – Hand Work
April 17 – Knit and Crochet
April 24 – Quilting
and Open Topic

For info and Zoom link,
email meetups@nsng.org



Donna Koranek and Nona Flores use mulberry paper to build the layers. Then the paper is sprayed with water and manipulated to create a leather-like surface.




Maggie Weiss, Jiyoung Chung and Melanie Terasaki at the workshop, March 7-9.

Joomchi Workshop with Jiyoung Chung



Penny Burns and JoAnn Baumann with their projects. JoAnn is rolling her paper using a wooden dowel and bubble wrap.

"It was my great, great, great pleasure to visit your guild again. I had such a great time last time and I was not mis-remembering your guild's not only talented, but also generous and warm-hearted members,"
— Jiyoung Chung



Maggie Weiss took some of these photos at the workshop, including her project in process, from left: paper layers and cut outs placed together; the whole thing gets wetted down and rolled many many times; the piece nearly dry with nice holes worn into the thinnest layers.



Cynthia Boudreau and Barb Zerna.



Lola Sonnenschein building layers with her multi-colored papers.

Service Project: Days for Girls Kits



Some of the women from the Enterprise in Toliara, Madagascar, who sew kits. They are standing in front of the duffel bags we sent them.

Many thanks to the Guild and to individual members who covered the costs of three duffel bags of Days for Girls supplies which were taken back by the team from Madagascar who visited Florida in March.

We were also able to send a further three duffels for free. In total, we sent 544 drawstring bags, 660 shields, 3,142 liners and 63 carry pouches. The women will sew whatever extra parts are needed and then pack these into kits for distribution. This will make a big difference in the lives of many women and girls. **Hurrah!**

They will return to me any of the duffel bags that are reusable on future flights, but those which have damaged zips or broken handles etc. will remain for storage.

Since Covid hit three years ago, many NSNG members and friends have continued to sew parts of the Days for Girls washable reusable menstrual protection items.

I would like to thank Laine Cobb, Chris Deering, Anne Goldberg, Jeanne Reed, Nancy Sue Ryder, members of the Church of the Annunciation, Gurnee, and everyone who washed and ironed fabric. This pre-shrank all the fabric and made it much easier to cut.

I would also like to thank the following people who have been sewing in their own homes during this period (bad pun!!): Nancy Calandra, Barbara Isaacson, Laurie Frey, Kathy Field, Elaine Hohs, Pat Niffenegger, Jeannette Page, Candace Rich, Briana Sargent, Rev. Jane Schaefer and Jane Roth & her team of ladies at The Mather in Evanston (with apologies to anyone I have forgotten). It is wonderful to have so many people volunteering here to help people almost halfway around the globe!

– Very gratefully,

Sue Babbs, suebabbs385@gmail.com

Community Service Sew-In Day

Sponsored by Laurie Korte and her company – May 18

Dear Members of NSNG,

I am delighted to announce my company's (Learning Pool) most ambitious community support initiative yet, planning for our entire workforce to volunteer in the community.

On **Thursday, May 18th, 2023**, business as usual will be paused, as Learning Pool's entire team will go into the community to support charitable and environmental activities, in an effort we're calling 'Learning Poolooza'. This focused business action means that we will contribute more than 3,500 volunteer hours in a single day, aiming for an extraordinary impact in the communities where our 450+ people live and work.

Speaking about the initiative, CEO Ben Betts said, *"Making a difference in our communities has always been part of our culture. We're transforming how we support not-for-profit organizations as we aim to become a long-term strategic partner for the charities we support. Our CSR day in May is the first step in this. We know the most valuable asset we can invest is time and hope that our commitment here can help charitable organizations deliver extraordinary outcomes on Learning Poolooza and beyond."*

I (Laurie Korte) have elected to host a Community Service Sew-In Opportunity. On May 18th, 2023 from 10:00 am - 4:00 pm, at a place yet to be determined (depending on attendee expectation). In addition to the in-person option will be a virtual meeting link (as already there are sign ups from other countries represented throughout my company's staff). All attendees will have to source their own materials to use on May 18th. In-person location will have a few sewing machines, an iron and ironing board, and other necessary supplies (just in case someone forgets anything).

Projects to consider can be found on the NSNG website community service page (*Days for Girls projects are not available*): [nsng.org/community-service](https://www.nsng.org/community-service)

Please let me know if you are interested in joining in-person or virtually and which project idea you would like.

Thank you, **Laurie Korte** (Barbara Eich's daughter)
My email: Lauriekorte@me.com
My company's website: [learningpool.com/csr](https://www.learningpool.com/csr)



Project ideas

NSNG members can find many project suggestions on the Guild's website, [nsng.org/community-service](https://www.nsng.org/community-service), including pillowcases, placemats for Meals on Wheels, knit or crochet caps for babies, or Quilts of Valor blocks. The 2023 star block design is shown above. (*The Days for Girls project is not available.*) You may also select your own favorite service project.

If you do not know where to donate your finished pieces, you may bring them to the NSNG summer picnic on **July 11** where they will be on display before being distributed to the designated organizations.

We are a generous and productive group of talented members. Thank you for all you do to make life better for others.

– Gretchen Alexander, Service Chair
gretchen.alexander@sbcglobal.net

Pop-up book exhibit at the Newberry

For those of you who enjoyed making pop-up books at our January workshop with Shawn Sheehy, you might like the current exhibit at The Newberry Library. "Pop-Up Books through the Ages," runs **now through July 15, 2023**. Pop-up books go back centuries. Since at least the 1100s, readers have been lifting flaps, spinning dials, and opening elaborate three-dimensional spreads in the pages of books. Shawn helped design a pop-up version of the Newberry that you can take home and construct yourself! Shawn and two other speakers will hold an interactive DIY Pop-Up Book event on May 6, 10:00 - 11:15 am (registration is required for this free in-person event)

• The Newberry Library is at 60 West Walton Street, Chicago.

Hours: Tues – Thurs 10:00 am – 7:00 pm; Fri and Sat 10:00 am – 5:00 pm

The exhibit is free. For more info, go to their website: <https://www.newberry.org>

Yarn and bead shows in Milwaukee

Interweave is hosting concurrent shows **May 23 - May 27** in Milwaukee. The Yarn Fest and Bead Fest will each hold master classes and workshops. Registration is open now. **The Marketplace (May 25-27)** will bring together the Yarn Fest, Stitch Fest and Bead Fest event vendors under one roof. With tools, supplies, and demonstrations as far as the eye can see, this is a maker's paradise. "For some of us, the combo is quite enticing," says Judith Schwab who brought this to our attention.

• The classes and events will be held at Wisconsin Center, 400 W. Wisconsin Ave. in Milwaukee. For more info, go to their website:

<https://www.interweave.com/yarnfest/milwaukee>

<https://www.interweave.com/beadfest/milwaukee>

Bernina Embroidery Module FOR SALE

New, never used Bernina EMBROIDERY MODULE WITH ALL NEW ACCESSORIES for sale. \$1,000 or best offer. Compatible with Bernina 700 and 800 models. Manufacture retail price is \$2,495.

Please contact Susan Sances if interested. svgsances@gmail.com

Board nominations for 2023 - 2024

The Nominating Committee would like to present the following slate for the upcoming election:

- Treasurer: Cindy Oppenheimer
- Secretary: Barb Zerna
- 2nd Vice President: Cheryl Reynolds-Fefles
- Hospitality: Rona Pietrzak
- Membership: Susan Sances

The following elected Board members will continue in their positions:

- Special Events: Tricia Baldwin
- Publicity: Frances Krueger-Jackson
- Member Challenge: Penny Burns
- Mini Workshops: Elizabeth Guillette
- Workshop Registrar: Janet Tuzzolino

In this year's elections, the Board is also proposing an amendment to the Bylaws: The Sentence "No officer shall serve in the same office in consecutive terms" will be removed from Article III, Section 1.

All members attending the May General meeting (May 2nd), both in person and on Zoom, will vote on this slate of nominations. Position changes will take effect after the May 16, 2023 Board meeting.

– Nominating Committee:
Sylvia Dresser and Valerie Rodelli

NSNG WORKSHOP REGISTRATION INFO & POLICIES

ONLINE REGISTRATION OPENS MAY 1, 2023 for Sept, Oct, and Nov workshops.

Be sure to renew your membership first. www.nsng.org

- Workshop Registration is made available to NSNG members before being made open to the general public.
- Registrants must have a fully paid NSNG membership and a current Participant Agreement on file in order to qualify for the member price for a workshop.
- The number of participants in a workshop is determined by the instructor and is not open to NSNG's discretion.

Non-Members:

- A non-member must pay an additional \$20 fee and have a current Participant Agreement on file.

Workshop Registration Procedure:

- Space in the workshop cannot be guaranteed or held without payment.

Registration and Payment:

- Payment is by credit card on the website, NSNG.org
- If the workshop is full, you can request to be put on the waiting list.

Waiting List:

- In the event that all spaces in a workshop are filled, a waiting list will be started for that workshop; there is no charge to be on the waiting list.
- A potential registrant on the waiting list will be contacted if a currently registered participant wants to sell their spot

in the workshop.

- The sale must be transacted through the Workshop Registrar.
- If there is no waiting list for the workshop, no refund is available.

Supply Lists:

- A supply list is available for each workshop on the NSNG website.
- The supply list and logistics are sent in a reminder email to the workshop participants about a month in advance of the workshop.

Direct inquiries to Workshop Registrar,
Janet Tuzzolino,
jmtuzz@gmail.com, 847-707-1739

Artist Sarah Chapman

A studio jeweler and educator for over twenty-five years, Sarah Chapman’s professional background is a hybrid of academic, studio art, and education studies at Northeastern Illinois University combined with an ongoing love for self-directed exploration of metalsmithing through research and workshops. Sarah grew up in Chicago and currently lives and works in Minneapolis.



Chapman makes hand-fabricated metal jewelry (shown below), aesthetically merging the industrial and natural worlds with an emphasis on functionality. Each piece is carefully considered and built,

from the initial design process, to roller-printing patterns onto sheets of metal, using different techniques for forming, and finally, to incorporating stones and oxidizing the final pieces of jewelry.

While Chapman’s work continues to be inspired by architecture and by nature as architect she is currently exploring forms and building processes of ancient sea vessels and the vast colors, forms and shapes of jellyfish and other sea creatures.

• Website: www.chapmanmetals.com



*** HYBRID LECTURE (In-Person & Zoom):**
Tuesday, April 11, 9:30 am (CT)
Constructing Time and Place
 Sarah Chapman will discuss how the limitations of time and place formed the foundations of her art practice and the evolution of her body of work. Early teaching experiences introduced and reinforced the idea that it is possible to create thoughtful well-made art with limited tools and a limited workspace. Sarah will also talk about key experiences in places/spaces that have inspired past bodies of work and continue to inspire her current work.



*** IN-PERSON WORKSHOP:**

Hydraulic Press: Metal Sampler Quilt **FEE: \$345**
Tues, April 11: 1:00 pm – 4:00 pm (CT)
Wed, April 12: 9:30 am – 4:00 pm (CT)
Thurs, April 13: 9:30 am – 4:00 pm (CT)

Through a combination of demonstration and practice, this fast-paced workshop will introduce participants to creating form and texture in metal with the hydraulic press to create a “sampler quilt.” Participants will learn how to achieve results not easily accomplished with any other methods by using the hydraulic press to experiment with techniques such as embossing, pillowing, bending and die-cutting. Participants can display their sampler quilt as a sculptural metal wall hanging. We will discuss how these techniques can easily be used to create wearable pieces as well.

Workshop participants will learn to utilize mechanical or “cold connections” that require just a few tools and no soldering. Cold connections will be used to “piece” our metal quilt together, fasten metal layers to one another, and incorporate found objects like beads and shells. We will cover several categories of cold connections such as wire wrapping, mushroom rivets, tube rivets, stitching, staples, and using miniature nuts and bolts. Patina chemicals will also be available.

While this is an introductory level workshop, some fundamental metalwork experience is recommended. Skills needed to satisfactorily complete the project include the ability to use a jeweler’s saw frame and prior experience with filing metal.

Sarah will sell some of her work, including JEWELRY, at our meeting!

*** APRIL MEETING AND WORKSHOP LOCATION:**
First Congregational Church of Wilmette, 1125 Wilmette Ave. (corner of Lake Ave)
 Nearby street parking is available. A village lot is just south of the church.
Enter church at Wilmette Ave entrance (west side of church).



Textile Artist Barbara Schneider

Barbara Schneider began a second career as a textile artist in 1996 when she discovered the pleasure of working with cloth, paint, dye and thread. Her interest in the Japanese concept of Wabi-Sabi strongly influences all of her art. Her current work is exploring aspects of conservation and environmental issues. She has an extensive background in surface design and teaches as well as exhibits nationally and internationally. Her artwork is in many private and public collections including the International Quilt Center, the National Quilt Museum and the McHenry County College permanent collection. Her studio is at The Starline Factory in Harvard, IL.



a series of twenty-seven hand-stitched artworks, each piece based on a particular McHenry County Conservation District site. (Boger Bog Conservation Site – shown below). Ultimately all of her series are about reflection – whether physical, mental or emotional. It is what she does throughout her work process as well as what she hopes viewers do as they look at the completed work.

• **Artist’s Statement:**

My on-going interest in the Japanese concept of Wabi-Sabi, finding beauty in things that are imperfect, impermanent and incomplete is at the core of all of her artwork. I like to capture the essence of images made of light and movement, images that are infinitely variable. What does the eye see? What does the camera see? What does the mind see?

Barbara is an amazingly accomplished artist, and has completed many series including: “Observations: Walking in Wonder” –

- **Websites:** www.barbaraschneider-artist.com; www.artclothnetwork.com; saqa.com

HYBRID LECTURE:

Tuesday, May 2, 9:30 am (CT)

Walking in Wonder: Observation, Creativity and Nature

Barbara’s current work is focused on creating art that explores nature, conservation and the environment. The lecture will take you for a ‘walk’ through the development of several projects. She will show how she makes use of observation to create large, shaped artwork that take us deeper into nature or that give you a better understanding of the environmental changes that have changed Illinois over the past two centuries. The work helps her understand the natural world in new ways. She hopes you will see with new eyes at the end of the presentation.

IN-PERSON WORKSHOP: *Creativity Through Nature: Shaping Dimensional Artwork*

FEE: \$245

Tues, May 2: 1:00 pm – 4:00 pm (CT)

Wed, May 3: 9:30 am – 4:00 pm (CT)

Thurs, May 4: 9:30 am – 4:00 pm (CT)

The workshop will concentrate on teaching a variety of techniques using Fosshape and Lutrador to create dimensional artwork. We will also explore a limited number of other materials that can be shaped, sewn, painted and formed in various ways.

During the workshop, Barbara will be creating rocks and tree bark fragments as a way of demonstrating techniques. You may want to do the same or follow your own ideas for creating nature based dimensional shapes or something else entirely.

You will learn to create supports for your work, various ways of shaping the Fosshape with heat, stitching, burning, stretching and anything else you can think of.

We will also paint, stitch, and add other elements to finish the work in various ways.

This workshop is full. To be added to the waitlist, contact Janet Tuzzolino, jmtuzz@gmail.com



Are you a fan of Edrene's kaleidoscope quilts? Here is a sampling of designs that can be made during the 4-day workshop, June 6 - 9, 2023.

A Kaleidoscope Playdate with Quilter Edrene Heiss



Come and play Kaleidoscopes with Edrene Heiss. A longtime exhibitor at the Fine Art of Fiber, Edrene's kaleidoscope quilts elicit "oohs" and "aahs" and always raise the question: "How does she do that?" Here's your chance to see how it's done, and to do it yourself!

In this four-day workshop you will unlock the mysteries of bilateral symmetry and use it to create beautiful kaleidoscopic art pieces using Edrene's super-simple construction techniques.

"Paula Nadelstern taught a kaleidoscope seminar at NSNG in 2010. I absorbed her design principles but spent the next decade developing ever simpler ways to make lovely kaleidoscopes. Now I am eager to share these techniques with you. Only the simplest sewing skills are required, but your unique artistic vision is a must. I look forward to seeing your completed kaleidoscopic art at the Fine Art of Fiber!"
— Edrene Heiss

Description of 4-day workshop to be held at Gloria Dei Lutheran Church

- On Day 1 (June 6), we will start with an overview of the kaleidoscope process and design principles. We will play with bilaterally symmetric fabrics to explore their potential, and build the gridded "trellis" foundation for our kaleidoscopic wedges. A kit of suitable fabrics (sufficient to make 2-3 scopes) will be provided, but you will have ample opportunity to mix and match from my stash and yours. You will see of samples of my completed and in-progress work to study. On each day, I will bring additional samples for you to review.
- On Day 2 we will construct our first kaleidoscopes and consider the relationship between the scope and its background. Along the way, I will introduce you to such techniques as the Victorian lepidopterist stab, the flip, and the MAD fold-in.
- Paula Nadelstern's motto is "More is More," so on Day 3 as we continue construction of additional scopes, we will also think

about embellishments. Do you like crystals, beads, couched yarns, or fabric paints? All are welcome.

- On our last day together, as we finish our kaleidoscopes, I will bring my latest in-process project so we can play with the composition of a large, multi-scope art piece. We will also talk about final assembly, quilting and finishing.

IN-PERSON WORKSHOP:

A Kaleidoscope Playdate FEE: \$215

Tues, June 6: 9:30 am – 4:00 pm (CT)

Wed, June 7: 9:30 am – 4:00 pm (CT)

Thurs, June 8: 9:30 am – 4:00 pm (CT)

Fri, June 9: 9:30 am – 4:00 pm (CT)

REGISTER FOR THIS WORKSHOP ONLINE AT OUR WEBSITE: www.nsg.org



Marge's award-winning Dresden plate quilt titled *Burst*.



Quilter Marge Tucker



Over twenty-five years ago, Marge made her first quilt for friends expecting their first child. That first quilt was a traditional pieced quilt; today Marge focuses on abstract improvisational designs. Although she may start a quilt with a general concept and color palette, she proceeds to piece her quilts without a definitive image of what the finished piece will look like. She sees where she is led. Her quilts are in private collections in Canada and the United States.

• **WEBSITE:** www.margetuckerquilts.com
(with links to social media)

HYBRID LECTURE: Tues, Sept 5, 9:30 am (CT):
My Life in Quilts: The Good, the Bad, and the Ugly

In this lecture, Marge talks about her quilting journey, from the first quilt she remembers seeing, to becoming a quilting instructor and fiber artist. She will discuss the way quilting has changed her life and her inspirations for quilt designs.

IN-PERSON WORKSHOP:

Improv Curves and Circles

FEE: \$190

Tues, Sept 5: 1:00 pm – 4:00 pm (CT)

Wed, Sept 6: 9:30 am – 4:00 pm (CT)

Thurs, Sept 7: 9:30 am – 4:00 pm (CT)

Circles are a magical shape with no beginning or end and the creative possibilities with circles are endless. In this workshop Marge will teach two different techniques to explore the magic of circles and curves in your own work. One technique is Marge's method to improv piece abstract circles. The second technique Marge shares in this workshop is her method used to improv piece the Dresden plate block, as she did in her award-winning quilt, *Burst*.



Student sample of Dresden plate block in progress.

ONLINE REGISTRATION OPENS MAY 1, 2023. Be sure to renew your membership first. www.nsn.org

Rug-Hooker Laurie Lausen

Laurie Lausen is an avid rug-hooker who sees her career as a “fiber journey” that has taken many paths over the years. She began designing and hooking rugs while still in school in the early 1970s. Since then, her journey has included exploring her passion for spinning, dyeing, knitting, weaving, rug hooking, beadwork and basketry.



Laurie loves that her art is utilitarian and finds joy in every aspect of her practice. The cloth that she hooks into a linen foundation is 100% wool, woven in plaids and patterned weave structures. Laurie over dyes with natural plants grown in her gardens. Year after year, she tends these colors from seed to plant,

dyed wool to finished mat, rug or mounted wall art. The underlying pattern of the woven wool comes through affecting the final hue and adds depth and so much interest to her work.

Laurie has a successful rug hooking design business, exhibits at several events each year and is regularly featured in craft journals. She is currently a Faculty Artist/Instructor at Minnetonka Center for the Arts and has taught at both From Our Hands Creative and Sauder Village Rug Week in Ohio, and many other regional rug camps.

• **WEBSITE:** <https://linktr.ee/woolyredrug>
(with links to social media)



HYBRID LECTURE –

Tues, Oct 3, 9:30 am (CT):

Rug Hooking: Necessity to Art

From its humble beginning in North America along the northeastern Atlantic coast, to the contemporary art of today, rug hooking made with fabric strips and/or yarn has provided a creative outlet for generations. Laurie’s presentation will cover many styles of rug hooking including her own work. There will be a Trunk Show of Laurie’s rugs and time for Q & A.

IN-PERSON WORKSHOP: FEE: \$310 *Rug Hooking: Hook A Little Mat*



Tues, Oct 3: 1:00 pm – 4:00 pm (CT)

Wed, Oct 4: 9:30 am – 4:00 pm (CT)

Thurs, Oct 5: 9:30 am – 4:00 pm (CT)

Learn the method of traditional rug hooking using a simple hook to pull loops of fabric through a linen backing. Students will design, hook and finish a simple trivet mat, (approx. 8” x 8”) of their own design. Laurie has been teaching rug hooking and various fiber arts for over 30 years. Laurie’s classes are casual, warm and as colorful as the materials she works with. Packed with tips and tricks even the most experienced students will find useful, she helps each student develop their skills and find their own style.

• Fee includes rug hook, all materials to complete the mat and a detailed class booklet. Students are encouraged to bring fabric scraps and thrums (weaver’s term for loom waste...scrap yarn, threads, etc) to personalize their mats.

One of Laurie’s favorite quotes is by William Morris:

“Have nothing in your houses which you do not know to be useful or believe to be beautiful.”

Morris wrote this in 1880. He truly valued traditional techniques and tools, and so does Laurie.

ONLINE REGISTRATION OPENS MAY 1, 2023. Be sure to renew your membership first. www.nsn.org



Sample of Anne's mixed-media folding books.



Textile Artist Anne Kelly

Anne Kelly is a mixed media textile artist, author and tutor living and working in Kent, England. She was educated in Canada and granted two consecutive Greenshields Scholarships, a prestigious international award given to artists who “demonstrate the determination and talent to pursue a lifetime career in their art practice.” Anne’s richly layered and densely hand and machine embroidered works are reminiscent of tapestries. Her work is driven by narrative and more recently by issues of conservation and migration. She exhibits internationally, often combining exhibitions with her teaching.

• WEBSITE: www.annekellytextiles.com
(with links to her blog and social media)

HYBRID LECTURE – Tues, Nov 7, 9:30 am (CT): *My Practice*

Join Anne Kelly, an award winning textile artist, author and tutor based in the UK. In this one hour talk (with Q and A session), Anne will discuss her influences, inspirations, recent exhibitions, and work. Anne is a member of the Embroiderers Guild, the European Textile Network and a member of the Crafts Council Directory. Her large mixed media textile embroideries are exhibited and collected in the UK and internationally. Her five books for Batsford are widely collected and studied in the UK and around the world.



IN-PERSON WORKSHOP: FEE: \$165

House and Home

Tues, Nov 7: 1:00 pm – 4:00 pm (CT)

Wed, Nov 8: 9:30 am – 4:00 pm (CT)

Thurs, Nov 8: 9:30 am – 4:00 pm (CT)

In this course with author, artist and tutor Anne Kelly you will be working from your own choice of house or place (building) that holds a special memory for you. You will make a small hanging piece. Using basic but effective techniques taken from her books, Anne will show you how to create a mixed media collage using items from your collections and charity shop finds. Your piece will be embellished and richly decorated to create a special souvenir or gift. It can be added to a larger piece at a later date if desired. Sewing machines are useful but not essential. You should choose colours that suit your house/building and an image of your house/building to work from before the course.

“For me, stitching is a form of drawing. I entrap elements of the world in my textiles, then draw over them, making a new piece of tapestry-like fabric.”

– Anne Kelly, from *TextileArts.org* article,
Anne Kelly: Everyday layers, bound with stitch

ONLINE REGISTRATION OPENS MAY 1, 2023 • www.nsn.org • Be sure to renew your membership first.



Artist Amanda McCouper

Amanda McCavour is a Canadian artist who works with stitch to create large-scale embroidered installations. McCavour holds a BFA from York University where she studied drawing and a MFA in Fibers and Material Studies at Tyler School of Art in Philadelphia, PA. McCavour shows her work in galleries nationally and internationally with recent solo exhibitions in Ottawa (ON), Virginia Beach (VA) and Vancouver (BC). She has received numerous awards and scholarships from the Ontario Crafts Council, The Canada Council for the Arts, The Handweavers and Spinners Guild of America, The Ontario Society of Artists, The Surface Design Association and The Embroiderers Guild of America.

• **WEBSITE:** www.amandamccavour.com (with links to social media)

VIRTUAL LECTURE – Tues, Jan 2, 9:30 am (CT): *Dancing with Thread*

In this lecture, Amanda McCouper will share a range of embroidered sculptures and installations. McCouper sees the sewing machine as a tool to draw with thread and she will describe the way that she uses this tool to create a wide range of pieces. McCouper will share works in process and describe some of the design work that goes into each piece giving a behind the scenes look at her art practice.

VIRTUAL WORKSHOP: **FEE: \$80**
Experimental Surfaces

Tues, Jan 2, 2024: 1:00 pm – 4:00 pm (CT)

Wed, Jan 3, 2024: 9:30 am – 4:00 pm (CT)

Thurs, Jan 4 2024: 9:30 am – 4:00 pm (CT)

Use your sewing to create lines and dynamic textures, focusing on constructing stitched and mixed media surfaces. In this workshop, we will use machine embroidery and one type of water-soluble stabilizer in a variety of ways to create lace-like structures where stitch holds the piece together. Along with threads, experiment with combining an assortment of materials like plastics, papers, and yarns to create a variety of samples exploring different texture and colour combinations.

In this two and a half day workshop, you'll learn the basics of how to work with two types of water-soluble fabric (Sulky Solvy® & Sulky Fabri Solvy®) and some special ways to use materials. We'll look to scraps of fabric, yarn, wool, threads, ribbons and paper, and collage these elements together with stitching.



ARTIST'S STATEMENT:

In my work, I use a sewing machine to create thread drawings and large-scale installations. By sewing into fabric that dissolves in water, I can build up stitched lines on a temporary surface. The crossing threads create strength so that when the fabric is dissolved, the thread drawing can hold together without a base. With only the thread remaining, these images appear as though they would be easily unraveled and seemingly on the verge of falling apart, despite the works raveled strength. I am interested in thread's assumed vulnerability, its ability to unravel, and its strength when it is sewn together.

Through an exploration of line and its 2D and 3D implications, stitch is used in my artwork to explore various concepts such as connections to home, the fibers of the body and more formal considerations of thread's accumulative presence. I explore embroidery's duality- its subtle quality versus its accumulative presence and its structural possibilities versus its fragility. Through experimentation and creation within my studio, I continue to investigate line in the context of embroidery, drawing and installation.

ONLINE REGISTRATION OPENS FOR THIS WORKSHOP ON SEPT 5 • www.nsng.org

Textile Artist Carolina Oneto


Carolina Oneto trained as an Industrial Engineer and has a Master’s degree in Business Engineering. She worked both in industry and as a university professor for more than 10 years in Chile. In 2010, living in Buenos Aires, she discovered patchwork and studied patchwork and quilting with Cecilia Koppman and Teresita Leal, two internationally famous Argentinian quilt artists. In 2016, Carolina returned to Chile and studied “Interaction of Color” at the art school of the Catholic University of Chile. This study marked the development of her work that she is known for today. Stong interaction of colors is always a relevant part of each of Carolina’s quilts.



Carolina’s quilts have been exhibited in many Quilt Festivals around the world, including Paducah Quilt Week, Quiltcon, Festival of Quilts in Birmingham, Houston Quilt Festival, European Carrefour du Patchwork, Fiberart International, Schweinfurth Art Center, Festival do Patchwork Gramado and Floripa Quilt Festival (both in Brazil). Additionally, her work has been featured at art centers and galleries in Europe, USA and Chile.

Carolina currently lives in São Paulo, Brazil. There she has her own studio, from where she continues creating and developing her art and teaching that WE ARE ALL CREATIVE.

• WEBSITE: <https://carolinaoneto.com/>
(with links to her blog and social media)



VIRTUAL LECTURE –

Tues, Feb 6, 2024, 9:30 am (CT):

Limits and Creativity

It may be counterintuitive, but limits are essential to creativity. Limits allow us to create connections, to avoid paralysis from too many choices and to get a deeper understanding of our medium. In this lecture Carolina will talk about what kind of limits we can use to empower our own creative process.

CHOICE OF 2 VIRTUAL WORKSHOPS – SIGN UP FOR ONE OR BOTH!

VIRTUAL WORKSHOP #1: FEE: \$50

Curves and Transparencies

Wed, Feb 7: 9:30 am – 3:00 pm (CT)


Carolina will talk about Color Theory and how to create a Color Transparency effect with fabrics. Carolina will also teach you how to cut complex and curved shapes from fabrics and to how join these curved shapes by machine. Using this knowledge participants will design and construct their own unique mini quilt top.



VIRTUAL WORKSHOP #2: FEE: \$65 *Watercolor Quilts*

Thurs, Feb 8: 9:30 am – 4:00 pm (CT)

In this workshop Carolina will teach her process to create a “Watercolor Quilt.” First there will be a discussion about Color Theory, the chromatic circle and the 3 variables of color. Then Carolina will guide you through the process of choosing fabrics to create a beautiful transition with colors (like painting with watercolors!). She will teach the process, step by step, to create a “watercolor quilt.” This workshop will provide you with new techniques and color theory knowledge that will allow you to feel confident designing, cutting, and sewing in an improvisational way – but with some rules – to create beautiful movement in your quilts.



ONLINE REGISTRATION OPENS FOR THIS WORKSHOP ON SEPT 5 • www.nsn.org

Textile Artist Lois Russell

Lois Russell’s fiber work reflects her history as a basket maker. She teaches nationally, and has won numerous awards including Category Winner in Excellence in Fiber 2016. Her work has been featured in Fiber Art Now and several books on fiber arts including 500 Baskets. In 2021 she was honored with a Lifetime Achievement Award by the National Basketry Organization. Her work is in private collections and is represented at the Racine Art Museum, Fuller Craft Museum and the Kamm Collection. Russell has served on the boards of the National Basketry Organization and of CERF+ and is currently on the boards of the Boston Society of Arts and Crafts and Penland School of Crafts.

ARTIST’S STATEMENT:

I love textiles. I finger fabric in expensive stores. I buy one skein of yarn just because I need to have that color where I can see it every day. During my lifetime I have knit countless sweaters and blankets, made quilts, felted wool, hooked



rugs, tried to weave, sewn and darned, and done all sorts of stitching and embroidery. But mostly I have made baskets.

That does not make me special. Humans have made baskets for thousands of years. To my mind the first basket was a cupped hand with the fingers intertwined. They have made them with whatever they: cedar bark in Alaska; bamboo

in Japan; discarded telephone wire today in South Africa. There is no end to the possibilities when it comes to making a basket. The rich traditions of basket making from around the world provide many possible architectures and countless fiber techniques. Baskets are an invitation to play with shape, color and texture.

I can’t know what my work will be about for other people, but I hope it will provoke something, that it will be a starting place for an emotion or a thought. And, missionary that I am, I hope it will convert them to being artists in their own way, always looking for what is beautiful and interesting, perhaps where they least expect it. And I hope it will make them appreciate, even briefly, how wonderful and complex the world is.

• Website: <https://loisrussell.com>
(with links to her blog and social media)



HYBRID LECTURE – Tues, March 5, 2024, 9:30 am (CT): *From There to Here: A Life of Fiber*

Lois Russell grew up in a family that made things, all the time and everywhere. If you were female in her family, that meant you made things with fiber. In this talk Russell will (try) to trace how this heritage has played out in her life moving her from making doll clothes to exhibiting internationally.

IN-PERSON WORKSHOP: FEE: \$190 *New Uses of an Ancient Technique*

Tues, March 5: 1:00 pm – 4:00 pm (CT)

Wed, March 6: 9:30 am – 4:00 pm (CT)

Thurs, March 7: 9:30 am – 4:00 pm (CT)

Basket making is an ancient craft and today’s artists are using its techniques to create sculptural pieces that challenge the definition of “basket.” This workshop will focus on one technique, twining. Using colorful waxed linen thread students will learn basic twining,



creating designs with two colors and how to make a base and control the shaping of a basket. Students can expect to finish one small basket (2 inches) and to begin another. The materials kit includes a base for the first basket and all the waxed linen you need. Students only need to bring a pair of sharp scissors.

ONLINE REGISTRATION OPENS FOR THIS WORKSHOP ON SEPT 5 • www.nsg.org



Artist Joe Cunningham

Joe Cunningham has been a professional quilt artist since 1979. He has written essays on the subject for museum catalogues, books and magazines. His book, "Men and the Art of Quilting" was the first book on its subject. In 2009 he received a grant to study with the Gees Bend quilters in Alabama. In 2010 he was artist in residence at the De Young Museum in San Francisco, which purchased one of his quilts for its permanent collection. Joe travels throughout the country and internationally to give lectures and workshops on quilt making.

His ten books on quilt making include the first biography of a living quilter, the first book on men who make quilts ("Men and the Art of Quilting,") and a definitive book on marking quilts for quilting called "Quilting with Style," published by AQS. He has been seen on the PBS series Craft in America, the HGTV series "Simply Quilts with Alex Anderson," as well as "The Quilt Show" with Ricky Tims and Alex Anderson, and others. Cunningham has performed his musical quilt show, "Joe the Quilter," for guilds and theaters nationwide. His latest book is "Joe Cunningham Quilts," a collection of his quilts from the last 15 years.

Joe Cunningham has been invited to give lectures in museums and colleges including the DeYoung Museum, University of Michigan, the Chicago Art Institute, the Shelburne Museum, and the International Quilt Study Center and Museum, The National Quilt Museum and the San Jose Museum of Quilts and Textiles and others

• **WEBSITE:** <http://www.joecunninghamquilts.com/>
(with links to his social media)



HYBRID LECTURE –

Tues, April 2, 2024, 9:30 am (CT):
My Life In Quilts

Joe Cunningham will tell the story of how he got started quilting in 1979 and how he progressed to the quilts in his current style.

IN-PERSON WORKSHOP: FEE: \$195
On the Edge

Tues, April 2: 1:00 pm – 4:00 pm (CT)
Wed, April 3: 9:30 am – 4:00 pm (CT)
Thurs, April 4: 9:30 am – 4:00 pm (CT)

In this workshop Joe Cunningham will introduce participants to several of his favorite improv techniques and one of his favorite

compositional devices. In the first 1/2-day session Cunningham will introduce the techniques and provide time to get comfortable with them. The second day starts with a design exercise that will lead to your design for the entire project. Using the Cunningham's techniques, students will complete the workshop with a mid-size quilt, about 48" square, and plenty of new ways of working.

"I make quilts to be positive existential objects, that will look and feel like something that can warm you against the coldness of the universe."

– Joe Cunningham (from his website)

ONLINE REGISTRATION OPENS FOR THIS WORKSHOP ON SEPT 5 • www.nsn.org

Textile Artist Felice Dahlhausen

Fabric has always been a part of Felice Dahlhausen's life. She grew up with a grandmother and mother who sewed clothing and could put together an outfit in no time at all. Her father was in the textile business in Manhattan, and Felice would sometimes go into the city with him on Saturdays.

Felice received her BFA at Kent State University in Ohio and spent thirty-two years as a high school art teacher; teaching drawing, painting, photography and graphic design. She had received great satisfaction in teaching and in exposing her students to varied art experiences and possible career options.

As much as Felice loved teaching, at retirement she made the decision to devote time to her own learning and fibre art. While she had always quilted she now had time to explore new possibilities with fabric and thread; creating art quilts instead of bed quilts.

• **WEBSITE:** <http://www.felicequilt designs.com>
(with links to social media)

ARTIST'S STATEMENT:

Felted wool combined with cotton fabrics and embroidery stitches are my chosen materials. My goal is to strengthen my artistic work and learn new techniques that will provide growth in the skills I use. I have recently explored Indigo Shibori and printed dyeing techniques and have included those fabrics in current work. I enjoy hand appliqué as well as pieced work but always include added stitches for texture and pattern. I use Appliquick® tools to form the shapes I appliqué.

I love sharing the creation processes with others as much as creating the works. To that end I have created patterns for others to use and welcome opportunities to teach techniques with student design driven compositions. Additionally, participating in an art quilt group has been wonderful for constructive criticism and building friendships. I highly recommend it!



Nature is my main inspiration; however, I have started to venture into abstract pieces. I live in NE Ohio and enjoy taking in the insect and plant life at our pond and perennial garden. All colors are intriguing to me and I spend a great amount of time planning the colors to use in my pieces. I tend to

start louder with color, then quieter, but have also created with a monochromatic color scheme using texture and shape to define the subject matter.



HYBRID LECTURE – Tues, May 7, 2024, 9:30 am (CT):

Adding Color with Texture and Stitches

Felice will talk about her discovery, inspiration, and development as a textile artist. In presenting her varied projects, she will further discuss her processes, resources and materials used.

IN-PERSON WORKSHOP: FEE: \$155 *Create a Vase of Flowers*

Tues, May 7, 2024: 1:00 pm – 4:00 pm (CT)
Wed, May 8, 2024: 9:30 am – 4:00 pm (CT)
Thurs, May 9, 2024: 9:30 am – 4:00 pm (CT)

Using Felice's pattern shapes for vases and flowers, you will be guided through the design and wool appliqué process. It will be your choice to add some cotton accents with instruction given. Dahlhausen teaches using Appliquick tools but those who already do needle turn or the starch method may



do that instead. Students designs will be lightly fused to the background and whipstitched in place. Decorative embroidery stitches will be taught. On day two you will learn and create embellishment stitches to add detail, color, and texture. The finished size is 12" x 16." Everyone's finished work will be different.

ONLINE REGISTRATION OPENS FOR THIS WORKSHOP ON SEPT 5 • www.nsn.org

President	Jan Harrington	847-965-6935	janQharrington@gmail.com
1st Vice-President	Melanie Terasaki	847-491-6448	melanieterasaki@me.com
2nd Vice-President	Nancy Nicholson	847-533-4818	nancy@nicholson.net
Secretary	Sylvia Dresser	847-945-6095	sylviadresser@gmail.com
Treasurer	Cindy Oppenheimer	847-722-9561	cb_bus@comcast.net
Membership Co-Chair	Cynthia Boudreau	630-240-9445	cboudreau391@gmail.com
Membership Co-Chair	Dee McKenna	224-381-3609	djbwmck@att.net
Workshop Registrar	Janet Tuzzolino	847-707-1739	jmtuzz@gmail.com
Hospitality (<i>Acting</i>)	Luan Wold	847-644-4705	luanwold@gmail.com
Mini-Workshop Chair	Elizabeth Khoodikians-Guillette	708-386-6004	ekguillette@gmail.com
Publicity Chair	Frances Krueger-Jackson	773-784-8766	fran@franniesfelts.com
Member Challenge	Penny Burns	312-590-1646	pburns@jbosh.com
Special Events Chair	Tricia Baldwin	847-650-7908	baldwintricia2@gmail.com
Fine Art of Fiber Chair	Nona Flores	847-951-0814	ncflores52@gmail.com
FAOF Assistant Chair	Valerie Koppenhaver	224-522-3000	koppenhaver@comcast.net
FAOF Assistant Chair	Bill Keller	773-610-7005	bkforge@sbcglobal.net
Newsletter Editor	Jan Harrington	847-965-6935	janQharrington@gmail.com
Service Chair	Gretchen Alexander	847-257-2507	gretchen.alexander@sbcglobal.net
Webmaster	Valerie Koppenhaver	224-522-3000	koppenhaver@comcast.net
Past President	Luan Wold	847-644-4705	luanwold@gmail.com

FOR YOUR INFORMATION

The purpose of the North Suburban NeedleArts Guild is to foster the art of needlework and to encourage a high standard of design, innovation, and technique in various forms of fiber arts. New ideas and techniques are developed through lectures, workshops and other group gatherings. Members are encouraged to show their own talents at meetings.

- **MEMBERSHIP:** Annual membership dues are \$52. Our membership year starts on Aug 1 and ends the following July 31. As of Feb 1, the membership fee for new members is \$32 for the remainder of the year (through July). **If you have a change of address, phone or email address,** contact Membership Co-Chair: **Cynthia Boudreau**, Cboudreau391@gmail.com
- **MEMBERSHIP DIRECTORY:** A digital directory was sent to all members in October. It includes names and contact info for members, calendars, by-laws and other information about NSNG. Updates will be made as needed. **It is for your personal use only!**
- **MINI WORKSHOPS** are taught by NSNG members. If you are interested in teaching a class, contact Mini-Workshop Chair: **Elizabeth Khoodikians-Guillette**, ekguillette@gmail.com
- **IN-PERSON EVENTS AND WORKSHOPS** are held at **Gloria Dei Lutheran Church** (1133 Pflingston Rd, Northbrook) unless otherwise noted. **Please park in the back lot** – on the east side of the church – and enter at that door.
- **GUESTS ARE WELCOME:** Guests and friends are free the first time they attend, after which they must join the Guild to continue attending.
- **FREEBIE TABLE:** Members may bring in fiber-related items they no longer need. **PLEASE take home any unclaimed items!**



Loose Ends & Gathered Threads

The newsletter of the North Suburban NeedleArts Guild is published monthly (except for the summer). A digital copy is sent out via email a few days before each meeting. It's also available on our website.

Our May issue will be sent out the end of April (Submission deadline: April 20)

Please contact Newsletter Editor **Jan Harrington** with Show & Tell, announcements or corrections: janQharrington@gmail.com

WEBSITE: www.nsng.org

Post your projects on INSTAGRAM!
@needleartschicago
#northsuburbanneedleartsguild

Share your work and stories of interest on our FACEBOOK page:
North Suburban NeedleArts Guild