

I see a pattern developing here

The Debbie Maddy workshop was about manipulating fabric to create a pattern on dyed cloth. Sandy Frydman will use rolls and sheets of polymer clay to create a patterned cane in her mini workshop on Oct 4. We reference a pattern to make a quilt, knit a hat and bead a necklace. Some of us stay true to the pattern, others use it as a starting point and put their own spin on a project.

I see patterns in my work and I'm sure you do too. I have kept sketchbooks for years and notice that my nature-related designs – mostly leaves and flowers – are repeated over and over again. I sketch to relax, not to create anything ground breaking. Pattern is defined as a repeated decorative design, after all. Maybe there is a comfort in going back to the familiar.

Embrace the patterns in your work, the way you work and the way you create. They are unique to you.

– Jan Harrington,
NSNG President and Newsletter Editor



Mini workshop: Polymer Clay Canes

Learn to make colorful polymer canes, similar to the designs in millefiori glass. You will be able to make several canes and perhaps swap with other students to add to your collection. Once you have made your canes, we will use them in class to create custom buttons for your fiber and sewing projects. I will also teach you to make jewelry components with the clay canes, and if time permits you will have the opportunity to make some jewelry. Making polymer canes is easy to learn if you are a beginner. Advanced students will be challenged with more complex work. All of the supplies and equipment for the class will be provided. I recommend that you bring a shoebox or plastic box to carry your canes home.

- **TUESDAY, OCTOBER 4 – 1:00 pm to 3:45 pm at Gloria Dei after our meeting.**
- Fee: **\$15.00.** Payment may be made in person (cash preferred).
- For more information and to RESERVE YOUR PLACE, contact **Sandy Frydman, ssfrydman@gmail.com or 847-275-4336**
- If you would like to teach a mini workshop, contact Mini Workshop Chair: **Elizabeth Khodikians-Guillette, ekguillette@gmail.com**

NSNG Meetings and Artists for 2022-23

OCTOBER CALENDAR

Tuesday, Oct 4 • 9:30 am (CT)

QUILT ARTIST – IRENE RODERICK

Dancing with the Wall: Improv Quilting Irene-Style

IN PERSON AT GLORIA DEI & ON ZOOM

Please wear your NAMETAG!

Show proof of vaccination. Masks are optional.

- Workshop: Thurs, Oct 6 & Fri, Oct 7

• • •

MONDAY MEET-UPS: 9:30 - 11:00 am

- Oct 10 – Handwork
- Oct 17 – Knitting and Crochet
- Oct 24 – Open Topic and Quilting

To receive a Zoom link to the virtual meet-ups, please send an email to meetups@nsng.org.

* **NOVEMBER 1 • FIBER ARTIST – LISA BINKLEY** *Continuous Threads*

DECEMBER 6 • HOLIDAY POT LUCK
Member Challenge & Optional Gift Exchange

* **JANUARY 3, 2023 • BOOK ARTIST – SHAWN SHEEHY**
A Crafted Tour of Local Ecology

* **FEBRUARY 7, 2023 • NATURE ARTIST – LESLIE MARSH**
The Duck, The Dog, and the Dollar

MARCH 7, 2023 • PAINTER AND JOOMCHI ARTIST – JIYOUNG CHUNG
Joomchi and Beyond

APRIL 11, 2023 • METAL JEWELRY ARTIST – SARAH CHAPMAN
Constructing Time and Place

MAY 2, 2023 • TEXTILE ARTIST – BARBARA SCHNEIDER
Walking in Wonder: Observation, Creativity

JUNE 2023 • SUMMER SEMINAR (Dates and artists to be announced)

* Meetings are VIRTUAL only. Details inside and on our website: nsng.org



Bill Keller

This quilt "Debris #2: Mariupol" (46 x 46") was selected as one of the winners of the 2022 Excellence in Quilts sponsored by Fiber Art Now magazine. It is also featured in the fall issue. The sister quilt will be shown at the Fine Art of Fiber in November.

Fiber Art Now – Excellence in Quilts Exhibit

Sept 27 – Dec 18, 2022, Iowa Quilt Museum, 68 E Court Ave, Winterset, Iowa

• <https://www.iowaquiltmuseum.org/>

Nancy Bavor chose approximately 30 quilts from hundreds of entries. Bavor is a quilt appraiser, curator, and lecturer, and the director emerita of San Jose Museum of Quilts & Textiles. The chosen quilts are of original design that show inventiveness and mastery of techniques.



Sylvia Dresser

Sylvia made these doorstops using wool fabric from her stash and handstitched the designs with perle cotton. They are about 6 inches long and stuffed with crushed walnut shells – with a bit of lavender – which she bought online. These are not in a show, but are put to use in her home.



Barbara Schneider

Our artist for May 2023 – and member of NSNG – will be the featured artist at the **4th Friday Event at The Dole, Oct 28, 6:00 – 9:00 pm**, 401 Country Club Rd, Crystal Lake, Illinois. Enjoy live music, food, drinks and other art exhibits.

• <https://nancymerkling.com/4th-fridays/4th-fridays-at-the-dole/?sfw=pass1653403753>

"Beautiful Faces: Thread Paintings Exploring the Imperfect" is an exhibit of thread paintings that explore the beauty of the face in found photos of antique statuary and, most recently, older faces. These pieces explore the beauty of faces that are weathered, old and imperfect. They contain a Wabi-Sabi spirit. They are explorations of texture, color and form. They began with photos of the sculptures and people and were translated by free motion stitching/embroidery into textiles with depth, color and inviting surfaces.



"Barbara Schneider: The unseen and the in-between" is the title of her feature on the website, Fibre Arts | Take Two. Read the article and listen to her interview at <https://www.fibreartstaketwo.com/articles/schneider/> Here is an excerpt from her article:

Barbara finds walking in the woods gets her creativity flowing. "I do a lot of walking in the woods. I started photographing not only the leaves, downed trees and tree stumps, which, going back to the Wabi-Sabi concept, most people would just walk by and think it's a dead tree. But if you photograph them there's an awful lot of beauty in the patterns of those stumps."

With her keen eye for finding beauty in perfection, Barbara's photos transform into stunning art. "I take those images and manipulate them in Photoshop to emphasise things and play out the ideas of how they might become a large quilted piece. Then, after I've manipulated them, I send them to be printed and when they come back, I do more surface design techniques to most of them, not all of them, and then a ton of stitching to create another layer of patterning."

Irene Roderick

This quilt made by our October artist, "Standing In Line at SXSW!" received a Judges Choice Award and a Creativity Award at the 2022 Quiltfest hosted by Austin Area Quilt Guild, where Irene lives. It's a local show but quite large with 400 quilts. She also won a blue ribbon on Twitter. (SXSW is South By Southwest – the international film/music festival). Irene is also a featured artist in the Autumn 2022 issue of Art Quilting Studio magazine.



Contribute to our SHOW & TELL pages!

We love to see your projects! Email images and text to Newsletter Editor, Jan Harrington, janQharrington@gmail.com

Member Challenge

GENERATIONS

The theme for our **FALL 2022 Member Challenge** is “**GENERATIONS.**” Generations can mean families, years, crops, reproduction. It can also mean stages – or generations – of an idea or process. Use your sewing needle, sewing machine, knitting needles, crochet hook or other needlework techniques. Use your favorite technique – or use them all – for at least 75% of the work. All work must be your original design and not previously exhibited at Guild functions.

Entries will be displayed at our **Potluck Meeting on December 6th**. Members will vote on 3 winners who will receive a certificate for use in next year’s NSNG workshop of their choice:

- First place – \$100 certificate
- Second place – \$75 certificate
- Third place – \$50 certificate

Please notify Penny Burns by **Dec 1st** if you will participate in the challenge. (Entries are accepted even if you cannot attend the meeting in person.) To participate and vote, please be sure your membership is current. Include **your name, the name of the entry, and a description of techniques used.**

– Member Challenge Chair,
Penny Burns, pburns@jbosh.com

Fine Art of Fiber – Nov 4 - 6, 2022

Submissions for the 2022 show closed on September 12th. There are 151 entries for the exhibit from 62 members of the Guilds; there are 39 vendors in the Boutique. All Boutique vendors have been accepted pending membership confirmation in the Guilds. Acceptance notices for the exhibit will be sent by email the first week of October. **Accepted pieces are to be turned in at Regenstein Center, Chicago Botanic Garden between 9:00 and 11:30 am on Thursday, Nov 3;** pieces which arrive after that time are not guaranteed display.

Linda Norby is coordinating volunteer signups through the SignUp Genius app. She plans to attend the NSNG meeting on October 4 to explain how to use the system, and to assist members who wish to sign up at the meeting.

New this year: Set-up counts as 2 volunteer sessions. Volunteers work from 9:00 am to 3:00 pm on Thurs, Nov 3, with a break for lunch and have the opportunity to shop the Early Bird Sale in the Boutique to help test out the new point of sale system prior to the show opening.

Stay tuned for information regarding parking passes and waiver of entrance fees to the Chicago Botanic Garden for show volunteers. The Garden is considering a new system. They do offer our Guild a discount of \$10 off any membership level. Just tell them you are a member of NSNG.

– Fine Art of Fiber Chair, **Nona Flores, ncflores52@gmail.com**

Hear Ye! Hear Ye! Call for Silent Auction Items!

Please bring your donations for the Fine Art of Fiber Silent Auction to our October in-person meeting. Forms are available on the FAOF website, fineartoffiber.org, and at the meeting. Remember – your contributions generate funds supporting our Guild and its activities. Large and small items are welcome. Place your Silent Auction items in the bin at the FAOF table.

• **Holiday/Winter Fabric Needed.** Please look through your wonderful “stash” for cotton fabric in Winter/Holiday fabric to donate for making pillowcases for the women and children living at the Evanston YWCA and WINGS shelters. The pillowcases are used as large gift bags for smaller presents. An additional non-holiday pillowcase is always included among the presents.

Bring your fabric to the October meeting. A specially marked bin will be waiting for your donations. Pillowcase Kits will be available for you to take home and finish.

Thank you for all you do for NSNG.

• For questions about the Silent Auction and other service projects, contact Service Chair, **Gretchen Alexander, gretchen.alexander@sbcglobal.net, 847-257-2507.**

Days for Girls Washing Update

Thank you to so many people who took bags and boxes of quilt fabric to wash and iron for our Guild’s service program of sewing for Days for Girls kits. (These are washable, reusable menstrual hygiene products, see <https://www.daysforgirls.org/>) I am thrilled to say that I no longer have any in need of to be laundering! I am expecting to be at the October meeting and will happily collect any fabric that you have ready to return.

If you want to sew Days for Girls kits in your own home, please contact me and we’ll make that possible.

We are expecting to send the kits to Toliara, Madagascar in March and July next year, where they are much appreciated by the girls and women who would otherwise be stuck in their homes for one week a month.

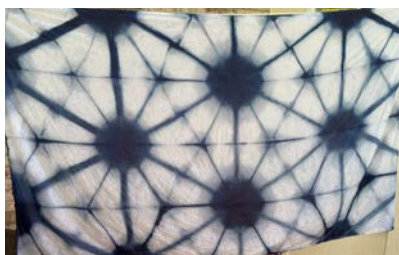

– Sue Babbs, northbrookil@daysforgirls.org



Distribution of Days for Girls Kits in Tanandava, Toliara, Madagascar.



Patterns abound in the indigo dyeing workshop with Debbie Maddy in September. Show us what you make with your fabrics!



MEMBERSHIP INFO

In order to register for workshops and to receive newsletters & Zoom links for meetings, your membership must be current. Our membership year runs Aug 1 - July 31 each year. The 2022-23 Membership Registration form is on our website, nsng.org/membership

- **APPLY FOR MEMBERSHIP:** Contact membership co-chair Cynthia Boudreau for an application or download one from our website. Submit your membership application:
 - By Mail: Print out the **2-page** 2022-23 membership renewal and participation form. **Complete BOTH PAGES** and mail to Cynthia (30W391 Pinehurst Drive Naperville, IL 60563) with a check for \$50 made payable to NSNG.
 - Online: **Step 1:** Fill out **BOTH PAGES** of the membership and participation form and email to Cynthia Boudreau.
 - Step 2:** Pay online \$52.00 (**Yes, there are 2 steps.**)
- **NSNG MEMBERSHIP DIRECTORY:** The annual digital directory includes names, photos and contact info for all members, calendars, NSNG By-Laws and other information about our Guild. Updates are made as needed. The 2022-2023 directory will be sent out in October. ***This directory is for your personal use only!***
- **UPDATE YOUR PHOTO AND CONTACT INFORMATION:** To add or update your photo, email a jpeg to Cynthia (printed photos cannot be submitted). Contact Cynthia if you have a change of address, phone or email.

– Membership Co-Chair, **Cynthia Boudreau**,
Cboudreau391@gmail.com, 630-240-9445

NSNG WORKSHOP REGISTRATION & POLICIES

- Workshop Registration is made available to NSNG members before being made open to the general public.
- Registrants must have a fully paid NSNG membership and a current Participant Agreement on file in order to qualify for the member price for a workshop.
- The number of participants in a workshop is determined by the instructor and is not open to NSNG's discretion.

Non-Members:

- A non-member must pay an additional \$20 fee and have a current Participant Agreement on file.

Workshop Registration Procedure:

- **Space in the workshop cannot be guaranteed or held without payment.**

Registration and Payment:

- Payment is by credit card on the website, [NSNG.org](https://nsng.org)
- If the workshop is full, you can request to be put on the waiting list.


Waiting List:

- In the event that all spaces in a workshop are filled, a waiting list will be started for that workshop; there is no charge to be on the waiting list.
- A potential registrant on the waiting list will be contacted if a currently registered participant wants to sell their spot in the workshop.
- The sale must be transacted through the Workshop Registrar.
- **If there is no waiting list for the workshop, no refund is available.**

Supply Lists:

- A supply list is available for each workshop on the NSNG website.
- The supply list and logistics are sent in a reminder email to the workshop participants about a month in advance of the workshop.

Direct inquiries to Workshop Registrar, **Janet Tuzzolino**,
jmtuzz@gmail.com, 847-707-1739



Quilt Artist Irene Roderick

Irene Roderick has been an artist all her life, mostly painting and crafting. She raised 4 sons, while working in retail and administration. She returned to school at the age of 46, earning a BFA from the University of Texas at Austin and a MFA from the California Institute of the Arts in 2001. She began quilting in 2016 after she retired from her Administrative position at UT Austin. She was searching for a new creative endeavor and happened on the 'modern' quilts of Nancy Crow and Gwen Marsten. She had never had any experience with quilting, so she took a beginning piecework class at a local quilt store and was hooked.



Her work has been exhibited throughout the United States and is included in private and museum collections. In 2019 she received the Emerging Artist Award at Quilt National, 2nd place finishes at QuiltCon2019 in the Improv category and in the 2-Color Challenge Category. She was awarded first place in the Improv category at QuiltCon 2020.

In 2021, she was awarded a Juror's Choice Award at the Quilts=Art=Quilts Exhibition and the "In The Abstract" award in Visions Museum's Quilt Visions 2021. Three of Irene's quilts

were in QuiltCon 2022 and she has been chosen as a juror for Quilt National 2023.

Irene loves making "functional" art. She considers her quilts paintings using fabric as her medium.

• Website: www.ireneroderick.com

LECTURE: Tuesday, October 4, 9:30 am (CDT) *Dancing with the Wall: Improv Quilting Irene-Style*

Irene didn't start quilting until 2016, and shortly thereafter she stumbled on improvisation as her preferred method of creating textile art. She has now finished over 100 quilts. In her lecture she will share her origin story and the many different iterations that her explorations have taken.



WORKSHOP: *Dancing with the Wall: Quick Step* FEE: \$140

Thurs, October 6: 9:30 am – 4:00 pm (CDT)
Fri, October 7: 9:30 am – 4:00 pm (CDT)

Using only two contrasting colors, learn how to construct the individual components used to make an improv Irene-style quilt. Discover how fun it is to make many types of stripes, triangles, squares and curves in new and original ways. You will take home a 20-24" pillow top or mini-quilt ready to quilt as well as all the techniques to jump into a full-size improv quilt.



To be put on the waiting list, contact Janet Tuzzolino, jmtuzz@gmail.com

Fiber Artist Lisa Binkley

Lisa Binkley holds a B.S. in Textiles & Design from the University of Wisconsin-Madison and a Master's in Urban Planning from the University of WI-Milwaukee. Formerly a public policy analyst, she has maintained an active fiber art studio since 2000 and has been teaching fiber art



workshops since 2007. Her award-winning artwork has been selected for national and international exhibitions such as the American Quilters' Society, the International Quilt Association, CraftForms to name a few. Lisa and her artwork have been featured on local and national television and in internationally distributed books and magazines. Her art is represented in public, private and corporate collections. She enjoys sharing her passion

for fiber art through her artwork, classes and lectures. She teaches throughout the U.S. and Internationally. She and her husband, Ed live in the woods of Madison, WI. with 2 young adult children and their big fluffy dog.

• Website: www.lisabinkley.com

VIRTUAL MEETING AND LECTURE:

Tuesday, November 1, 9:30 am (CT) – *Continuous Threads*

Lisa will show slides of the many art pieces she has made. She will talk about her development as a fiber artist. In addition to talking about her inspiration, she will talk about the various techniques she uses in her pieces. Lisa will focus on the many ways our lives feed our creative process and can be the inspiration for our work as stitchers.

* IN-PERSON WORKSHOP: *In the Boro Spirit*

FEE: \$195


Wed, November 16: 1:00 pm – 4:00 pm (CT)

Thurs, November 17: 9:30 am – 4:00 pm (CT)

Fri, November 18: 9:30 am – 4:00 pm (CT)

Boro mending, kantha cloth, the Quilts of Gee's Bend. Each of these evokes images of old, worn fabrics, simply but beautifully stitched for a new purpose out of need and salvaged cloth. Born of necessity in diverse cultures worldwide, contemporary fiber artists can learn much from these traditions both technically and aesthetically. In the workshop we explore the traditions that created these textiles and then look to them for inspiration in creating new works of fiber art.

Beginning with pieces of old fabrics-vintage linens, pieces of worn jeans, even bits of blankets or tattered garments-we select, curate, layer, and hand stitch them into new looks and new life. Techniques explored include non-traditional hand piecing and applique, hand quilting with heavier threads, inclusion of repurposed embellishments such as shirt buttons and beads from old jewelry, as well as design considerations in creating our compositions. This workshop is a meditative blend of history, hand work, repurposing, and art making. Some hand stitching experience is helpful, but this class is suitable for all levels.



* Workshop Location:

**Kingswood United Methodist Church, Room 114
401 W. Dundee Road, Buffalo Grove, IL**

Lisa Binkley's workshop is full. To be put on the waiting list, contact Janet Tuzzolino, jmtuzz@gmail.com

Book Artist Shawn Sheehy

Shawn Sheehy has been teaching book arts courses and workshops on the national level for over 20 year, including stops at the Center for Book Arts, San Francisco Center for the Book, MCBA, Penland, Arrowmont, FOBA, Pyramid Atlantic, and PBI. His broadsides and artist book editions have been collected by such prestigious institutions as Stanford, Carnegie Mellon, University of Chicago, Library of Congress, UCLA and Harvard. He has created two trade pop-up book: *Welcome to the Neighborhood* (2015) and *Beyond the Sixth Extinction* (2018). Both were published by Candlewick Press and won numerous awards. He holds a Book Arts MFA from Columbia College Chicago.



• Website: www.shawnsheehy.com

VIRTUAL LECTURE: Tuesday, Jan 3, 2023, 9:30 am (CT)
A Crafted Tour of Local Ecology

Shawn's pop-up books frequently explore the ecology of communities of wild creatures. Taking a novelty-book approach to story-tell permits Sheehy to incorporate word, image, and 3D-structure. This approach also provides a useful tool for gentle environmental politics. Sheehy will discuss both the conceiving and executing of work in this lively presentation.

VIRTUAL WORKSHOP: *Native Wildflowers Pop-Up Book*
FEE: \$175 (includes kit)

Tues, January 3:
 1:00 pm – 4:00 pm (CT)
Wed, January 4:
 9:30 am – 4:00 pm (CT)
Thurs, January 5:
 9:30 am – 4:00 pm (CT)



Jump-start you 2023 garden dreams by building this bound collection of sculpted paper blooms. Kitted with a pre-cut collections of color cardstock, you will fold and glue a dozen native wildflowers. Using boxes from your own recycling bin, you will assemble your structures into an elegant long stitch binding. There will be extensive conversation about tools, materials, technique, contemporary trade pop-up books, and ideas for further study. No previous experience is necessary.



Shawn Sheehy's workshop is full. To be put on the waiting list, contact Janet Tuzzolino, jmtuzz@gmail.com



Nature Artist Leslie Marsh

Leslie Marsh is driven by her love of nature and a fascination for cultural and family history. Using metal, stones and vintage findings, she forges relic-like book covers that call to mind medieval treasure bindings created during the Middle Ages. Leslie also spends a lot of time experimenting with the marks left by leaves on paper or fabric. The resulting botanical prints form signature wrappers used in most of her work and in the bags that hold her books. Leslie lives in Topsail Beach, North Carolina, with the man of her dreams and their dog.



• Website: www.leslie-marsh.com

VIRTUAL LECTURE: Tuesday, Feb 7, 2023, 9:30 am (CT)
The Duck, The Dog, and the Dollar

We never know where the paths in life will lead us, but a little positive reinforcement never hurts. During this presentation, Leslie will share examples of her work and talk about how following her passions and curiosity led to a late-in-life so-called career in art.

VIRTUAL WORKSHOP: *Woven Impressions – Nature Printed Book of Wonders*
FEE: \$135

Tues, Feb 7: 1:00 pm – 4:00 pm (CT)
Wed, Feb 8: 9:30 am – 4:00 pm (CT)
Thurs, Feb 9: 9:30 am – 4:00 pm (CT)



Combining methods of mark making using leaves and other natural materials, and then building on bookbinding techniques that have been used for thousands of years, Leslie will share with you the steps for making a beautiful hand-printed and bound book during this workshop.

You will learn the addictive art of brayer printing to create the nature-printed pages that fill this 5" x 7" leather-covered book. You will also learn two binding techniques to stitch and then weave the spine of this stunning and unique book.

While circumstances don't allow for students to ecodye leather themselves, Leslie will provide a piece of printed leather for the cover in students' kits and discuss the process used to create it.

Leslie Marsh's workshop is full. To be put on the waiting list, contact Janet Tuzzolino, jmtuzz@gmail.com



Writer, Painter and Joomchi Artist Jiyoung Chung

Jiyoung Chung is an internationally known Joomchi artist, painter and freelance writer who shows her works nationally and internationally. She has developed an innovative method for utilizing a traditional Korean method of papermaking called Joomchi into contemporary art form.

Jiyoung (BFA, Painting from RISD, and MFA, Print/Media from Cranbrook Academy of Art) has had numerous solo shows in Korea, USA, Australia, France, Finland, Romania and UK. In 2010, she curated the International Korean/American Joomchi show for European Patchwork Meeting in France, which later toured in Korea and in the US. She authored a 'How-to' book titled, "Joomchi and Beyond." In 2012 she was awarded a "Award of Excellence" by the American Craft Council/Baltimore show and the Adrianna Farrelli Prize, "Excellence in Fiber Art," Philadelphia Museum of Art Craft Show.

She has taught Joomchi at various institutions such as the Rhode Island School of Design (RISD), Univ. of Minnesota, Penland School of Craft, Arrowmont School of Craft, Haystack School



of Craft and Snowfarm, among many others.

Joomchi is a 500 year old Korean paper-making technique that uses water to seal several layers of thin handmade paper together to form a single strong sheet. Jiyoung Chung has brought her unique artistic sensibility to this medium. Her colorful and rich textural paper collages read as poetic statements or narratives and have an appealing cloth-like texture. Chung likes to think of the Joomchi paper-bonding process as 'air stitching,' or 'capturing the whispers of womens' stories' in the layering of the papers.

She finds Joomchi-making both an expressive and a meditative process.

The layering process of Joomchi has significance for Chung – "It's like life," she says, "Through hardships we become stronger, just as the paper does. In the process of breaking down and forming new bonds, the paper becomes stronger." – excerpt from "Joomchi & Beyond" by Jiyoung Chung.

• **No website at this time.**

LECTURE: Tuesday, March 7, 9:30 am (CT)
Joomchi and Beyond

This lecture offers participants the opportunity to become acquainted with its history, practice and role in Korean society, as well as reinterpreted adaptations into contemporary art form; surface design, collage, new way of drawing, wearable, unconventional body ornament or sculptural object: 2-D & 3-D either functional or fine art oriented.

IN-PERSON WORKSHOP: *Why Not Joomchi* FEE: \$200

Tues, March 7: 1:00 pm – 4:00 pm (CT)

Wed, March 8: 9:30 am – 4:00 pm (CT)

Thurs, March 9: 9:30 am – 4:00 pm (CT)

In this workshop you will learn how to make this unique Korean traditional way of making textured handmade paper by using water and eager hands. The terminology originated from "making a Joomoney (pouch or pocket)." It creates strong and textural surfaces. As it is worked, the surface becomes more elegant like leather. It can be made into self-standing or suspended sculpture. Joomchi is a new way of creating trays, lanterns, clothing, shoes, purses, etc.

REGISTER FOR THIS WORKSHOP ONLINE AT OUR WEBSITE: www.nsg.org

Artist Sarah Chapman

A studio jeweler and educator for over twenty-five years, Sarah Chapman's professional background is a hybrid of academic, studio art, and education studies at Northeastern Illinois University combined with an ongoing love for self-directed exploration of metalsmithing through research




and workshops. Sarah grew up in Chicago and currently lives and works in Minneapolis.

Chapman makes hand-fabricated metal jewelry (shown below), aesthetically merging the industrial and natural worlds with an emphasis on functionality. Each piece is carefully

considered and built, from the initial design process, to roller-printing patterns onto sheets of metal, using different techniques for forming, and finally, to incorporating stones and oxidizing the final pieces of jewelry.

While Chapman's work continues to be inspired by architecture and by nature as architect she is currently exploring forms and building processes of ancient sea vessels and the vast colors, forms and shapes of jellyfish and other sea creatures.

• Website: www.chapmanmetals.com



*** LECTURE: Tuesday, April 11, 9:30 am (CT)**
Constructing Time and Place

Sarah Chapman will discuss how the limitations of time and place formed the foundations of her art practice and the evolution of her body of work. Early teaching experiences introduced and reinforced the idea that it is possible to create thoughtful well-made art with limited tools and a limited workspace. Sarah will also talk about key experiences in places/spaces that have inspired past bodies of work and continue to inspire her current work.



*** IN-PERSON WORKSHOP:**

Hydraulic Press: Metal Sampler Quilt

FEE: \$345

Tues, April 11: 1:00 pm – 4:00 pm (CT)

Wed, April 12: 9:30 am – 4:00 pm (CT)

Thurs, April 13: 9:30 am – 4:00 pm (CT)

Through a combination of demonstration and practice, this fast-paced workshop will introduce participants to creating form and texture in metal with the hydraulic press to create a "sampler quilt." Participants will learn how to achieve results not easily accomplished with any other methods by using the hydraulic press to experiment with techniques such as embossing, pillowing, bending and die-cutting. Participants can display their sampler quilt as a sculptural metal wall hanging. We will discuss how these techniques can easily be used to create wearable pieces as well.

Workshop participants will learn to utilize mechanical or "cold connections" that require just a few tools and no soldering. Cold connections will be used to "piece" our metal quilt together, fasten metal layers to one another, and incorporate found objects like beads and shells. We will cover several categories of cold connections such as wire wrapping, mushroom rivets, tube rivets, stitching, staples, and using miniature nuts and bolts. Patina chemicals will also be available.

While this is an introductory level workshop, some fundamental metalwork experience is recommended. Skills needed to satisfactorily complete the project include the ability to use a jeweler's saw frame and prior experience with filing metal.

*** APRIL MEETING AND WORKSHOP LOCATION:**

First Congregational Church of Wilmette, 1125 Wilmette Ave, Wilmette, IL 60091

REGISTER FOR THIS WORKSHOP ONLINE AT OUR WEBSITE: www.nsong.org www.nsong.org



Textile Artist Barbara Schneider

Barbara Schneider began a second career as a textile artist in 1996 when she discovered the pleasure of working with cloth, paint, dye and thread. Her interest in the Japanese concept of Wabi-Sabi strongly influences all of her art. Her current work is exploring aspects of conservation and environmental issues. She has an extensive background in surface design and teaches as well as exhibits nationally and internationally. Her artwork is in many private and public collections including the International Quilt Center, the National Quilt Museum and the McHenry County College permanent collection. Her studio is at The Starline Factory in Harvard, IL.

Barbara is an amazingly accomplished artist, and has completed many series including: "Observations: Walking in Wonder" –



a series of twenty-seven hand-stitched artworks, each piece based on a particular McHenry County Conservation District site. (Boger Bog Conservation Site – shown below). Ultimately all of her series are about reflection – whether physical, mental or emotional. It is what she does throughout her work process as well as what she hopes viewers do as they look at the completed work.

• **Artist's Statement:**

My on-going interest in the Japanese concept of Wabi-Sabi, finding beauty in things that are imperfect, impermanent and incomplete is at the core of all of her artwork. I like to capture the essence of images made of light and movement, images that are infinitely variable. What does the eye see? What does the camera see? What does the mind see?

• **Websites:** www.barbaraschneider-artist.com; www.artclothnetwork.com; saqa.com

IN-PERSON WORKSHOP: Creativity Through Nature: Shaping Dimensional Artwork

FEE: \$245

Tues, May 2: 1:00 pm – 4:00 pm (CT)

Wed, May 3: 9:30 am – 4:00 pm (CT)

Thurs, May 4: 9:30 am – 4:00 pm (CT)

The workshop will concentrate on teaching a variety of techniques using Fosshape and Lutrador to create dimensional artwork. We will also explore a limited number of other materials that can be shaped, sewn, painted and formed in various ways.

During the workshop, Barbara will be creating rocks and tree bark fragments as a way of demonstrating techniques. You may want to do the same or follow your own ideas for creating nature based dimensional shapes or something else entirely.

You will learn to create supports for your work, various ways of shaping the Fosshape with heat, stitching, burning, stretching and anything else you can think of.

We will also paint, stitch, and add other elements to finish the work in various ways.

LECTURE:

Tuesday, May 2, 9:30 am (CT)

Walking in Wonder:

Observation, Creativity and Nature

Barbara's current work is focused on creating art that explores nature, conservation and the environment. The lecture will take you for a 'walk' through the development of several projects. She will show how she makes use of observation to create large, shaped artwork that take us deeper into nature or that give you a better understanding of the environmental changes that have changed Illinois over the past two centuries. The work helps her understand the natural world in new ways. She hopes you will see with new eyes at the end of the presentation.

REGISTER FOR THIS WORKSHOP ONLINE AT OUR WEBSITE: www.nsn.org

President	Jan Harrington	847-965-6935	janqharrington@gmail.com
1st Vice-President	Melanie Terasaki	847-491-6448	melanieterasaki@me.com
2nd Vice-President	Nancy Nicholson	847-533-4818	nancy@nicholson.net
Secretary	Sylvia Dresser	847-945-6095	sylviadresser@gmail.com
Treasurer	Cindy Oppenheimer	847-722-9561	cb_bus@comcast.net
Membership Co-Chair	Cynthia Boudreau	630-240-9445	cboudreau391@gmail.com
Membership Co-Chair	Dee McKenna	224-381-3609	djbwmck@att.net
Workshop Registrar	Janet Tuzzolino	847-707-1739	jmtuzz@gmail.com
Hospitality (<i>Acting</i>)	Luan Wold	847-644-4705	luanwold@gmail.com
Mini-Workshop Chair	Elizabeth Khoodikians-Guillette	708-386-6004	ekguillette@gmail.com
Publicity Chair	Frances Krueger-Jackson	773-784-8766	fran@franniesfelts.com
Member Challenge	Penny Burns	312-590-1646	pburns@jbosh.com
Special Events Chair	Tricia Baldwin	847-650-7908	baldwintricia2@gmail.com
Fine Art of Fiber Chair	Nona Flores	847-951-0814	ncflores52@gmail.com
FAOF Assistant Chair	Valerie Koppenhaver	224-522-3000	koppenhaver@comcast.net
FAOF Assistant Chair	Bill Keller	773-610-7005	bkforge@sbcglobal.net
Newsletter Editor	Jan Harrington	847-965-6935	janqharrington@gmail.com
Service Chair	Gretchen Alexander	847-257-2507	gretchen.alexander@sbcglobal.net
Webmaster	Valerie Koppenhaver	224-522-3000	koppenhaver@comcast.net
Past President	Luan Wold	847-644-4705	luanwold@gmail.com

FOR YOUR INFORMATION

The purpose of the North Suburban NeedleArts Guild is to foster the art of needlework and to encourage a high standard of design, innovation, and technique in various forms of fiber arts. New ideas and techniques are developed through lectures, workshops and other group gatherings. Members are encouraged to show their own talents at meetings.

- **MEMBERSHIP:** Annual membership dues are \$50. Our membership year starts on Aug 1 and ends the following July 31. If you have a change of address, phone or email address, contact Membership Co-Chair: **Cynthia Boudreau**, Cboudreau391@gmail.com

- **MEMBERSHIP DIRECTORY:** A digital directory will be sent out at the end of September. It includes names and contact info for members, calendars, by-laws and other information about NSNG. Updates will be made as needed. *It is for your personal use only!*

- **IN-PERSON EVENTS AND WORKSHOPS** are held at **Gloria Dei Lutheran Church** (1133 Pfingston Rd, Northbrook) unless otherwise noted. Please park in the back lot, east of the church, unless you need access to the handicapped parking in front.

- **GUESTS ARE WELCOME:** Guests and friends are free the first time they attend, after which they must join the Guild to continue attending.

- **FREEBIE TABLE:** Members may bring in fiber-related items they no longer need. **PLEASE take home any unclaimed items!**

- **MINI WORKSHOPS** are taught by NSNG members. If you would like to teach one, or have questions, contact Mini Workshop Chair: **Elizabeth Khoodikians-Guillette**, ekguillette@gmail.com



Loose Ends & Gathered Threads

The newsletter of the North Suburban NeedleArts Guild is published monthly (except for the summer). A digital copy is sent out via email a few days before each meeting. It's also available on our website.

**Our Nov issue will be sent out the end of Oct.
(Submission deadline: Oct 20)**

Please contact Newsletter Editor **Jan Harrington** with Show & Tell, announcements or corrections:
janqharrington@gmail.com

WEBSITE: www.nsng.org

Post your projects on INSTAGRAM!
@needleartschicago
#northsuburbanneedleartsguild

Share your work and stories of interest
on our FACEBOOK page:
North Suburban NeedleArts Guild