

## Variety is the spice of a creative life

Welcome to another year of creative explorations with the North Suburban NeedleArts Guild! One of the things I love about our Guild is the variety of programs we offer. Our members represent so many interests and we strive to bring in artists who will challenge our skills, expand our minds and entice us to try new materials and techniques.

Refining a composition and cutting fabric to applique a Totem of Life wall hanging challenged participants in the first Summer Seminar workshop with Jane Sassaman. Paper, cardboard and found objects provided a vehicle to create a Field Box with Mary Uthuppuru (see page 2).

Let us know what you would like to learn! Do you have a skill or small project you would like to share with our Guild? Consider teaching a mini-workshop! This is great way to meet others in a small group and learn together.

I hope our artists will bring you joy in the coming months. See you September 6th!

— Jan Harrington,  
NSNG President and Newsletter Editor



### Jane Sassaman Totem of Life workshop June 2022

Members and non-members alike enjoyed the in-person workshop. Front row: Frances Krueger-Jackson, Barbara Peterson, Diane Greening, Jane Sassaman, Alice Jenks. Back (displaying a selection of Jane's work for inspiration): Valerie Koppenhaver, Paula Harbert, Nancy Nicholson, Chris Deering, Beth Polonsky, Bill Keller, Penny Burns, Nona Flores. Seated: Leslie Lenz, Barbara Pakieser.

## NSNG Meetings and Artists for 2022-23

### SEPTEMBER CALENDAR

Tuesday, Sept 6 • 9:30 am (CT)

**FABRIC DESIGNER – DEBBIE MADDY**

*Itajime, Arashi, Nui, Kumo and Beyond*

**IN PERSON AT GLORIA DEI & ON ZOOM**

Please show your **vaccination card** (or photo of it).

Masks are optional. **In-person Show & Tell.**

**Freebie Table!** Take home any unclaimed items.

• • •

**MONDAY MEET-UPS: 9:30 - 11:00 am**

- Sept 12 – Handwork
- Sept 19 – Knitting and Crochet
- Sept 26 – Open Topic and Quilting

To receive a Zoom link to the virtual meet-ups, please send an email to [meetups@nsng.org](mailto:meetups@nsng.org).

**OCTOBER 4 • QUILT ARTIST – IRENE RODERICK**

*Dancing with the Wall: Improv Quilting Irene-Style*

**NOVEMBER 1 • FIBER ARTIST – LISA BINKLEY** *Continuous Threads*

**DECEMBER 6 • HOLIDAY POT LUCK & Member Challenge**

**JANUARY 3, 2023 • BOOK ARTIST –**

**SHAWN SHEEHY** *A Crafted Tour of Local Ecology*

**FEBRUARY 7, 2023 • NATURE ARTIST –**

**LESLIE MARSH** *The Duck, The Dog, and the Dollar*

**MARCH 7, 2023 • PAINTER AND JOOMCHI ARTIST – JIYOUNG CHUNG**

*Joomchi and Beyond*

**APRIL 11, 2023 • METAL JEWELRY ARTIST – SARAH CHAPMAN**

*Constructing Time and Place*

**MAY 2, 2023 • TEXTILE ARTIST – BARBARA SCHNEIDER**

*Walking in Wonder: Observation, Creativity*

**JUNE 2023 • SUMMER SEMINAR** (Dates and artists to be announced)

Details inside  
& on our website:  
[nsng.org](http://nsng.org)



## Happy box makers at Mary Uthuppuru Field Box workshop

Artists shared ideas – and materials – to create unique treasure boxes during this hands-on class.

Front row: Barbie Eich, Jo Ann Bauman, Julie Rivera, Janet Tuzzolino, Nadine Buck.

Back: Mercy, Mary Jo Eckhart, Roberta Levin, Melanie Terasaki, Mary Uthuppuru, Ann Poe, Sheila Schaeffer-Hirsh, Penny Burns, Nona Flores.



## Tales of Textiles

I recently heard about a website and podcast that I thought other Guild members might find of interest. The site – **Haptic and Hue** – explores the creation of fabrics and the stories that lie behind them. Each episode includes a podcast and an article with a wealth of information and links to the artists.

The July podcast “The Long and Winding Road of Lace” (#31 in Series 4) includes interviews with **lace historians and artists, including Pierre Fouché** – our February 2022 speaker! The episode explores the history and wonder of lace-making and lace as a modern art form. A full list of museums, lace artists and organizations, books and more is included.

<https://hapticandhue.com/long-and-winding-road-of-lace/>

- Other episode topics:
- #4: Stitches in Time – The Haute Couture embroiderers of Paris.
- #13: A Feeling of Warmth – Unravelling the journey that fleece takes from the fells to fabric.
- #22: African Wax Cloth.
- #25: What Samplers Tell Us About The Hands That Made Them.
- #32: The Secret Life of Second-hand Clothes.

• From the website:  
“Textiles have an incredible power to talk to us if we can hear them. They comfort and console us, create memories, define who we are and what we might believe in.”

– Sue Babbs




### Penny Burns – *Treasures from the Sea*

I have been collecting shells my whole life. Here are just a few of my precious finds. It felt right to give each one a special place. These are from Florida, Mexico and East Africa. I feel a series coming on!

### Nona Flores – *Shell Collector*

I simply love shells – all those intricate, tiny shapes that were dust-catchers arranged on a shelf in front of books. The box makes them look like a drawer in a Cabinet of Curiosities. The ammonite on the blue cover is a rubber stamp that I borrowed from Janet Tuzzolino on 2 layers of decorative paper. (I even used a couple of shells from Penny!)





## Maggie Weiss

I created three exercises (20 x 24") in the Matisse Magic workshop with Rosalie Dace last January. We looked at all kinds of Henri Matisse images and were asked to find some inspiration around us. My images are pared way down and simplified to focus mostly on the color connections. The first one above includes triadic colors. The other two use complimentary colors – one muted, one bright. This plant is at my mom's house so all backgrounds are from my imagination.



## Contribute to Show & Tell!

We love to see your projects! Email images and text to Newsletter Editor, **Jan Harrington**, [janqharrington@gmail.com](mailto:janqharrington@gmail.com)

*And – as always – feel free to share your work at our Guild meetings.*

## Teach a Mini-Workshop!

Share your talents with members of the Guild.

For information about Mini-Workshops, contact Mini-Workshop Chair, **Elizabeth Guillette**, [ekguillette@gmail.com](mailto:ekguillette@gmail.com)

## Meet new member – Joanne Blodgett

I was introduced to spinning and weaving when my husband, Tom, took a job at Pine Mountain Environmental Education Center in Harlan County, Kentucky. It was originally a settlement school and the mountain crafts and customs continued to be taught when it changed from a school to environmental education. Our first apartment in New Carlisle, Indiana, was next to the house of a spinner and weaver. There were other people in the area also interested in the fiber crafts so we formed a guild. Everyone was open to trying new things so we learned together how to raise and process flax and grow silkworms.

Spinning and weaving were put on the back burner while we raised our son and worked. We moved to Illinois in 2016 to be Granny-Nannies to our granddaughter. Now we are able to spend more time developing our interests. I joined NSNG to learn more techniques I can use for embellishments with my handspun and handwovens with a group that has similar interests.



Member Challenge

GENERATIONS

The theme for our **FALL 2022 Member Challenge** is “**GENERATIONS.**” Generations can mean families, years, crops, reproduction. It can also mean stages – or generations – of an idea or process. Use your sewing needle, sewing machine, knitting needles, crochet hook or other needlework techniques. Use your favorite technique – or use them all – for at least 75% of the work. All work must be your original design and not previously exhibited at Guild functions.

Entries will be displayed at our **Potluck Meeting on December 6th**. Members will vote on 3 winners who will receive a certificate for use in next year’s NSNG workshop of their choice:

- First place – \$100 certificate
- Second place – \$75 certificate
- Third place – \$50 certificate

Please notify Penny Burns by **Dec 1st** if you will participate in the challenge. (Entries are accepted even if you cannot attend the meeting in person.) To participate and vote, please be sure your membership is current. Include **your name, the name of the entry, and a description of techniques used.**

– Member Challenge Chair,  
Penny Burns, [pburns@jbosh.com](mailto:pburns@jbosh.com)

Fine Art of Fiber – Nov 4 - 6, 2022

Instructions and application forms for entry to the 2022 Fine Art of Fiber exhibit and boutique at the Chicago Botanic Garden are now available under FORMS FOR MEMBERS on the website, [fineartoffiber.org](http://fineartoffiber.org).

**Submission due date is September 12!** See instructions for additional details. There is a new exhibit category – Groups – which may be of interest to organizers of guild challenges and participants in guild workshops.

Acceptance notices will be sent by email the first week of October.

FAOF committee members will be collecting applications at our meeting on **Sept 6**. You may also drop off submission forms and pieces for the **Silent Auction** (last drop off date for Silent Auction submissions is the **Oct 4** meeting).

– Fine Art of Fiber Chair, **Nona Flores**, [ncflores52@gmail.com](mailto:ncflores52@gmail.com)

Participate in The Great Wear Fashion Show

The Great Wear Fashion Show has always been a draw at Fine Art of Fiber. It is also a wonderful vehicle to highlight items that artists have for sale in the Boutique.

In planning for the 2022 show, it is important for us to know if there is going to be sufficient participation by the artists. **Please let us know your intent to enter the show.** You need not be specific as to the items we just need to know that we have enough interest to do the show. *Please send your name and contact information to Faye Ryan, Kay Lange, or Virginia Reisner as soon as possible.*

While the public enjoys this event and looks forward to it as part of Fine Art of Fiber, the show is in jeopardy of going away because of the lack of artist participation and because the committee that has done the work of putting it together cannot find anyone to train to continue the work.

The Great Wear Fashion Show benefits all of the Guilds that participate in Fine Art of Fiber and as such, there should be representation from all as well. If there is continued waning of interest in helping to organize and produce this show and if there are not enough artists to participate this year, we feel that it will not happen at all. In addition, if there is no one to take the place of the people that have produced this show for the last several years, the show will have to end.

We are very eager for this show to continue and will be advisors and mentors **for any new people that want to continue the tradition of the Great Wear Show** – but we are no longer going to co-chair this event after 2022. Contact us now for more information.

- *Thank you for your help and interest.* – Kay Lange, [kayclange@aol.com](mailto:kayclange@aol.com);  
Virginia Reisner, [vreisner@sbcglobal.net](mailto:vreisner@sbcglobal.net); Faye Ryan, [fayeryan1415@gmail.com](mailto:fayeryan1415@gmail.com)

Washing! Ironing! Service needs your help!

In 2017, NSNG service group founded the *Northbrook Illinois Days for Girls Team*, where volunteers sew washable, reusable menstrual hygiene products for girls and women who have to stay at home during their periods as they do not have products to enable them to attend school or go to work. We primarily support the DfG Enterprise in Toliara, Madagascar. Various individuals have continued to sew DfG shields, liners and cloth bags since Covid struck, and we now have a good collection of them to send out, which we expect to do in March and June or July next year. To learn more about Days for Girls, go to [www.daysforgirls.org/](http://www.daysforgirls.org/)

We have had several boxes of quilt fabric donated for making shields and cloth bags – and this is where **we need your help!** The fabric needs to be washed and ironed before we can sew with it.

if you are able to help with this, please contact **Sue Babbs**, [northbrookil@daysforgirls.org](mailto:northbrookil@daysforgirls.org). I am hoping many people will get involved so that the load is shared!

- For other Service Projects and questions about the FAOF Silent Auction, contact Service Chair, **Gretchen Alexander**, [gretchen.alexander@sbcglobal.net](mailto:gretchen.alexander@sbcglobal.net)



Days for Girls liners being folded in Ambovombe, Madagascar in March 2022.

## New online workshop registration!

NSNG offers us so many opportunities to grow our creativity as we learn from talented teachers and form community with the artists in each of us. We are being presented with another way to grow and evolve through our online workshop registration and payment process!

**For the March, April and May workshops, we have moved to credit card only payment** – similar to other creative workshop venues. On the **NSNG.org** website, you will find the workshop(s) you want to take; with a few clicks, you will be able to sign up and pay immediately. We hope you will enjoy the convenience of the new process.

**September, October, November and February workshops are currently full and waitlists are available.** January's "Native Wildflowers Pop-Up Book" with Shawn Sheehy currently has openings. The previous procedure (contacting the Workshop Registrar to check for openings, filling out and sending the Registration form, payment by check or credit card) is still in place for that workshop.

- Please contact me with any questions – NSNG Workshop Registrar,  
**Janet Tuzzolino, [jmtuzz@gmail.com](mailto:jmtuzz@gmail.com), 847-707-1739**

## NSNG WORKSHOP POLICIES

- Workshop Registration is made available to NSNG members before being made open to the general public.
- Registrants must have a fully paid NSNG membership and a current Participant Agreement on file in order to qualify for the member price for a workshop.
- The number of participants in a workshop is determined by the instructor and is not open to NSNG's discretion.

### Non-Members:

- A non-member must pay an additional \$20 fee and have a current Participant Agreement on file.

### Workshop Registration Procedure:

- **Space in the workshop cannot be guaranteed or held without payment.**

### Registration and Payment:

- Payment is by credit card on the website, **NSNG.org**
- If the workshop is full, you can request to be put on the waiting list.

### Waiting List:

- In the event that all spaces in a workshop are filled, a waiting list will be started for that workshop; there is no charge to be on the waiting list.
- A potential registrant on the waiting list will be contacted if a currently registered participant wants to sell their spot in the workshop.
- The sale must be transacted through the Workshop Registrar.
- **If there is no waiting list for the workshop, no refund is available.**

### Supply Lists:

- A supply list is available for each workshop on the NSNG website.
- The supply list and logistics are sent in a reminder email to the workshop participants about a month in advance of the workshop.

## Membership information

In order to register for workshops and to receive newsletters & Zoom links for meetings, your membership must be current. Our membership year runs Aug 1 - July 31 each year. The 2022-23 Membership Registration form is on our website, **[nsng.org/membership](http://nsng.org/membership)**

**APPLY FOR MEMBERSHIP:** Contact membership co-chair Cynthia Boudreau for an application or download one from our website. Submit your membership application:

- By Mail: Print out the **2-page** 2022-23 membership renewal and participation form. **Complete BOTH PAGES** and mail to Cynthia (30W391 Pinehurst Drive Naperville, IL 60563) with a check for \$50 made payable to NSNG.
- Online: **Step 1:** Fill out **BOTH PAGES** of the membership and participation form and email to Cynthia Boudreau.  
**Step 2:** Pay online \$52.00 (**Yes, there are 2 steps.**)

### • NSNG MEMBERSHIP DIRECTORY:

The annual digital directory includes names, photos and contact info for all members, calendars, NSNG Bylaws and other information about our Guild. Updates are made as needed. The 2022-2023 directory will be sent out at the end of September. ***This for your personal use only!***

• **UPDATE YOUR PHOTO:** To add or update your photo, email a jpeg to Cynthia (printed photos cannot be submitted).

• **CURRENT INFORMATION:** Please contact Cynthia if you have a change of address, phone or email.

– Membership Co-Chair,  
**Cynthia Boudreau,**  
**[Cboudreau391@gmail.com](mailto:Cboudreau391@gmail.com), 630-240-9445**

**Artists and workshops are featured on the following pages**

**and on our website: [www.nsng.org](http://www.nsng.org)**



## Designer Debbie Maddy

Debbie Maddy is the owner-designer for Tiori Designs and Calico Carriage Quilt Designs. Debbie is also a fabric designer for Moda Fabrics. Debbie's first love has always been fiber of all sorts. She has been and still is an avid garment seamstress as well as quilter. She has enjoyed most of the crafts using a needle and thread to include embroidery, applique, needlepoint, pulled thread and drawn-thread work. Debbie has been quilting over 35 years, pattern designing for 15 years and teaching/lecturing internationally for 20 years. She has been featured on national television, in magazines as well as online classes.



Debbie's most recent endeavors have been in the world of fabric and fiber dyeing of all kinds but most specifically Shibori and indigo dyeing. In order to learn to try and master the shibori and indigo dyeing techniques to the best of

her abilities, she has studied under some of the most prestigious artists in Japan, England and the US. She has studied with indigo dyers from Nigeria and Mali and is always reading about shibori techniques. She will never be a 'master' shibori artist or indigo dyer but loves the entire process. In order to learn from the original masters, Debbie has traveled to Japan for two extended trips for study. She has been taught how to pleat, fold and stitch for Katano shibori. On her last trip she was very fortunate to see the art by Mokohiko Katano. Debbie has studied with a master katazome dyer. While in Japan she was taught all methods of shibori except itajime.

At home in her studio Debbie does all the necessary and very time consuming stitching, folding and wrapping of the fabrics. She then dyes the fabrics in natural indigo vats. After the fabric is finished, it is sent to Japan to a mill owned by Japanese people to be reproduced in the highest standards.

• Website:  
[www.debbiemaddy.com](http://www.debbiemaddy.com)



### LECTURE: Tuesday, September 6, 9:30 am (CDT) *Itajime, Arashi, Nui, Kumo and Beyond*

Debbie Maddy will use a combination of a slide presentation and trunk show. She will explain the concept of Shibori and show examples of many of the different techniques. Her slide presentation will be of her experiences in Japan, England and the US. She will also show a collection of hand dyed fabrics and quilts made from Shibori fabrics.

### WORKSHOP: *Shibori/Indigo Dyeing* FEE: \$295

Tues, September 6: 1:00 pm – 4:00 pm (CDT)

Wed, September 7: 9:30 am – 4:00 pm (CDT)

Thurs, September 8: 9:30 am – 4:00 pm (CDT)

The workshop will start with a brief explanation of Shibori and indigo dye. The explanation of different kinds of indigo vats; natural, synthetic and pre-reduced. We will make a pre-reduced indigo vat and a natural indigo vat. She will then explain Itajime Shibori and demonstrate the folding and clamping of fabric. She'll demo some marble wrapping and other fun techniques. After working with the fabrics and dyeing, she will explain and demo simple stitching techniques for stitched designs. She will also give a brief explanation of Arashi Shibori and demos on more than one way to fold and wrap the fabrics on the pole for unique designs.

Debbie Maddy's workshop is full. To be put on the waiting list, contact Janet Tuzzolino, [jmtuzz@gmail.com](mailto:jmtuzz@gmail.com)



## Quilt Artist Irene Roderick

Irene Roderick has been an artist all her life, mostly painting and crafting. She raised 4 sons, while working in retail and administration. She returned to school at the age of 46, earning a BFA from the University of Texas at Austin and a MFA from the California Institute of the Arts in 2001. She began quilting



in 2016 after she retired from her Administrative position at UT Austin. She was searching for a new creative endeavor and happened on the 'modern' quilts of Nancy Crow and Gwen Marsten. She had never had any experience with quilting, so she took a beginning piecework class at a local quilt store and was hooked.

Her work has been exhibited throughout the United States and

is included in private and museum collections. In 2019 she received the Emerging Artist Award at Quilt National, 2nd place finishes at QuiltCon2019 in the Improv category and in the 2-Color Challenge Category. She was awarded first place in the Improv category at QuiltCon 2020.

In 2021, she was awarded a Juror's Choice Award at the Quilts=Art=Quilts Exhibition and the "In The Abstract" award in Visions Museum's Quilt Visions 2021. Three of Irene's quilts

were in QuiltCon 2022 and she has been chosen as a juror for Quilt National 2023.

Irene loves making "functional" art. She considers her quilts paintings using fabric as her medium.

• Website: [www.ireneroderick.com](http://www.ireneroderick.com)

### LECTURE: Tuesday, October 4, 9:30 am (CDT) *Dancing with the Wall: Improv Quilting Irene-Style*

Irene didn't start quilting until 2016, and shortly thereafter she stumbled on improvisation as her preferred method of creating textile art. She has now finished over 100 quilts. In her lecture she will share her origin story and the many different iterations that her explorations have taken.



### WORKSHOP: *Dancing with the Wall: Quick Step* FEE: \$140

Thurs, October 6: 9:30 am – 4:00 pm (CDT)  
Fri, October 7: 9:30 am – 4:00 pm (CDT)

Using only two contrasting colors, learn how to construct the individual components used to make an improv Irene-style quilt. Discover how fun it is to make many types of stripes, triangles, squares and curves in new and original ways. You will take home a 20-24" pillow top or mini-quilt ready to quilt as well as all the techniques to jump into a full-size improv quilt.



Irene Roderick's workshop is full. To be put on the waiting list, contact Janet Tuzzolino, [jmtuzz@gmail.com](mailto:jmtuzz@gmail.com)

# Fiber Artist Lisa Binkley

Lisa Binkley holds a B.S. in Textiles & Design from the University of Wisconsin-Madison and a Master's in Urban Planning from the University of WI-Milwaukee. Formerly a public policy analyst, she has maintained an active fiber art studio since 2000 and has been teaching fiber art



workshops since 2007. Her award-winning artwork has been selected for national and international exhibitions such as the American Quilters' Society, the International Quilt Association, CraftForms to name a few. Lisa and her artwork have been featured on local and national television and in internationally distributed books and magazines. Her art is represented in public, private and corporate collections. She enjoys sharing her passion

for fiber art through her artwork, classes and lectures. She teaches throughout the U.S. and Internationally. She and her husband, Ed live in the woods of Madison, WI. with 2 young adult children and their big fluffy dog.

• Website: [www.lisabinkley.com](http://www.lisabinkley.com)

## VIRTUAL MEETING AND LECTURE:

**Tuesday, November 1, 9:30 am (CT) – *Continuous Threads***

Lisa will show slides of the many art pieces she has made. She will talk about her development as a fiber artist. In addition to talking about her inspiration, she will talk about the various techniques she uses in her pieces. Lisa will focus on the many ways our lives feed our creative process and can be the inspiration for our work as stitchers.

## \* IN-PERSON WORKSHOP: *In the Boro Spirit*

FEE: \$195


**Wed, November 16: 1:00 pm – 4:00 pm (CT)**

**Thurs, November 17: 9:30 am – 4:00 pm (CT)**

**Fri, November 18: 9:30 am – 4:00 pm (CT)**

Boro mending, kantha cloth, the Quilts of Gee's Bend. Each of these evokes images of old, worn fabrics, simply but beautifully stitched for a new purpose out of need and salvaged cloth. Born of necessity in diverse cultures worldwide, contemporary fiber artists can learn much from these traditions both technically and aesthetically. In the workshop we explore the traditions that created these textiles and then look to them for inspiration in creating new works of fiber art.

Beginning with pieces of old fabrics-vintage linens, pieces of worn jeans, even bits of blankets or tattered garments-we select, curate, layer, and hand stitch them into new looks and new life. Techniques explored include non-traditional hand piecing and applique, hand quilting with heavier threads, inclusion of repurposed embellishments such as shirt buttons and beads from old jewelry, as well as design considerations in creating our compositions. This workshop is a meditative blend of history, hand work, repurposing, and art making. Some hand stitching experience is helpful, but this class is suitable for all levels.



## \* Workshop Location:

**Kingswood United Methodist Church, Room 114  
401 W. Dundee Road, Buffalo Grove, IL**

**Lisa Binkley's workshop is full.** To be put on the waiting list, contact Janet Tuzzolino, [jmtuzz@gmail.com](mailto:jmtuzz@gmail.com)



## Book Artist Shawn Sheehy

Shawn Sheehy has been teaching book arts courses and workshops on the national level for over 20 year, including stops at the Center for Book Arts, San Francisco Center for the Book, MCBA, Penland, Arrowmont, FOBA, Pyramid Atlantic, and PBI. His broadsides and artist book editions have been collected by such prestigious institutions as Stanford, Carnegie Mellon, University of Chicago, Library of Congress, UCLA and Harvard. He has created two trade pop-up book: *Welcome to the Neighborhood* (2015) and *Beyond the Sixth Extinction* (2018). Both were published by Candlewick Press and won numerous awards. He holds a Book Arts MFA from Columbia College Chicago.



• Website: [www.shawnsheehy.com](http://www.shawnsheehy.com)

### VIRTUAL LECTURE: Tuesday, Jan 3, 2023, 9:30 am (CT) *A Crafted Tour of Local Ecology*

Shawn's pop-up books frequently explore the ecology of communities of wild creatures. Taking a novelty-book approach to story-tell permits Sheehy to incorporate word, image, and 3D-structure. This approach also provides a useful tool for gentle environmental politics. Sheehy will discuss both the conceiving and executing of work in this lively presentation.

### VIRTUAL WORKSHOP: *Native Wildflowers Pop-Up Book* FEE: \$175 (includes kit)

Tues, January 3:  
1:00 pm – 4:00 pm (CT)  
Wed, January 4:  
9:30 am – 4:00 pm (CT)  
Thurs, January 5:  
9:30 am – 4:00 pm (CT)



Jump-start you 2023 garden dreams by building this bound collection of sculpted paper blooms. Kitted with a pre-cut collections of color cardstock, you will fold and glue a dozen native wildflowers. Using boxes from your own recycling bin, you will assemble your structures into an elegant long stitch binding. There will be extensive conversation about tools, materials, technique, contemporary trade pop-up books, and ideas for further study. No previous experience is necessary.



To register for Shawn Sheehy's workshop, contact Janet Tuzzolino, [jmtuzz@gmail.com](mailto:jmtuzz@gmail.com)



## Nature Artist Leslie Marsh

Leslie Marsh is driven by her love of nature and a fascination for cultural and family history. Using metal, stones and vintage findings, she forges relic-like book covers that call to mind medieval treasure bindings created during the Middle Ages. Leslie also spends a lot of time experimenting with the marks left by leaves on paper or fabric. The resulting botanical prints form signature wrappers used in most of her work and in the bags that hold her books. Leslie lives in Topsail Beach, North Carolina, with the man of her dreams and their dog.



• Website: [www.leslie-marsh.com](http://www.leslie-marsh.com)

### VIRTUAL LECTURE: Tuesday, Feb 7, 2023, 9:30 am (CT) *The Duck, The Dog, and the Dollar*

We never know where the paths in life will lead us, but a little positive reinforcement never hurts. During this presentation, Leslie will share examples of her work and talk about how following her passions and curiosity led to a late-in-life so-called career in art.

### VIRTUAL WORKSHOP: *Woven Impressions – Nature Printed Book of Wonders* FEE: \$135

Tues, Feb 7: 1:00 pm – 4:00 pm (CT)  
Wed, Feb 8: 9:30 am – 4:00 pm (CT)  
Thurs, Feb 9: 9:30 am – 4:00 pm (CT)



Combining methods of mark making using leaves and other natural materials, and then building on bookbinding techniques that have been used for thousands of years, Leslie will share with you the steps for making a beautiful hand-printed and bound book during this workshop.

You will learn the addictive art of brayer printing to create the nature-printed pages that fill this 5" x 7" leather-covered book. You will also learn two binding techniques to stitch and then weave the spine of this stunning and unique book.

While circumstances don't allow for students to ecodye leather themselves, Leslie will provide a piece of printed leather for the cover in students' kits and discuss the process used to create it.

Leslie Marsh's workshop is full. To be put on the waiting list, contact Janet Tuzzolino, [jmtuzz@gmail.com](mailto:jmtuzz@gmail.com)



## Writer, Painter and Joomchi Artist Jiyoung Chung

Jiyoung Chung is an internationally known Joomchi artist, painter and freelance writer who shows her works nationally and internationally. She has developed an innovative method for utilizing a traditional Korean method of papermaking called Joomchi into contemporary art form.

Jiyoung (BFA, Painting from RISD, and MFA, Print/Media from Cranbrook Academy of Art) has had numerous solo shows in Korea, USA, Australia, France, Finland, Romania and UK. In 2010, she curated the International Korean/American Joomchi show for European Patchwork Meeting in France, which later toured in Korea and in the US. She authored a 'How-to' book titled, "Joomchi and Beyond." In 2012 she was awarded a "Award of Excellence" by the American Craft Council/Baltimore show and the Adrianna Farrelli Prize, "Excellence in Fiber Art," Philadelphia Museum of Art Craft Show.

She has taught Joomchi at various institutions such as the Rhode Island School of Design (RISD), Univ. of Minnesota, Penland School of Craft, Arrowmont School of Craft, Haystack School



of Craft and Snowfarm, among many others.

Joomchi is a 500 year old Korean paper-making technique that uses water to seal several layers of thin handmade paper together to form a single strong sheet. Jiyoung Chung has brought her unique artistic sensibility to this medium. Her colorful and rich textural paper collages read as poetic statements or narratives and have an appealing cloth-like texture. Chung likes to think of the Joomchi paper-bonding process as 'air stitching,' or 'capturing the whispers of womens' stories' in the layering of the papers.

She finds Joomchi-making both an expressive and a meditative process.

The layering process of Joomchi has significance for Chung – "It's like life," she says, "Through hardships we become stronger, just as the paper does. In the process of breaking down and forming new bonds, the paper becomes stronger." – excerpt from "Joomchi & Beyond" by Jiyoung Chung.

• *No website at this time.*

### **LECTURE: Tuesday, March 7, 9:30 am (CT)** ***Joomchi and Beyond***

This lecture offers participants the opportunity to become acquainted with its history, practice and role in Korean society, as well as reinterpreted adaptations into contemporary art form; surface design, collage, new way of drawing, wearable, unconventional body ornament or sculptural object: 2-D & 3-D either functional or fine art oriented.

### **\* IN-PERSON WORKSHOP: *Why Not Joomchi* FEE: \$200**

**Tues, March 7: 1:00 pm – 4:00 pm (CT)**

**Wed, March 8: 9:30 am – 4:00 pm (CT)**

**Thurs, March 9: 9:30 am – 4:00 pm (CT)**

In this workshop you will learn how to make this unique Korean traditional way of making textured handmade paper by using water and eager hands. The terminology originated from "making a Joomoney (pouch or pocket)." It creates strong and textural surfaces. As it is worked, the surface becomes more elegant like leather. It can be made into self-standing or suspended sculpture. Joomchi is a new way of creating trays, lanterns, clothing, shoes, purses, etc.

**WORKSHOP REGISTRATION WILL BE AVAILABLE ON OUR WEBSITE SEPT 6: [www.nsg.org](http://www.nsg.org)**

# Artist Sarah Chapman

A studio jeweler and educator for over twenty-five years, Sarah Chapman’s professional background is a hybrid of academic, studio art, and education studies at Northeastern Illinois University combined with an ongoing love for self-directed exploration of metalsmithing through research




and workshops. Sarah grew up in Chicago and currently lives and works in Minneapolis.

Chapman makes hand-fabricated metal jewelry (shown below), aesthetically merging the industrial and natural worlds with an emphasis on functionality. Each piece is carefully

considered and built, from the initial design process, to roller-printing patterns onto sheets of metal, using different techniques for forming, and finally, to incorporating stones and oxidizing the final pieces of jewelry.

While Chapman’s work continues to be inspired by architecture and by nature as architect she is currently exploring forms and building processes of ancient sea vessels and the vast colors, forms and shapes of jellyfish and other sea creatures.

• Website: [www.chapmanmetals.com](http://www.chapmanmetals.com)



## \* LECTURE: Tuesday, April 11, 9:30 am (CT) *Constructing Time and Place*

Sarah Chapman will discuss how the limitations of time and place formed the foundations of her art practice and the evolution of her body of work. Early teaching experiences introduced and reinforced the idea that it is possible to create thoughtful well-made art with limited tools and a limited workspace. Sarah will also talk about key experiences in places/spaces that have inspired past bodies of work and continue to inspire her current work.



## \* IN-PERSON WORKSHOP:

### *Hydraulic Press: Metal Sampler Quilt*

**FEE: \$345**

**Tues, April 11: 1:00 pm – 4:00 pm (CT)**

**Wed, April 12: 9:30 am – 4:00 pm (CT)**

**Thurs, April 13: 9:30 am – 4:00 pm (CT)**

Through a combination of demonstration and practice, this fast-paced workshop will introduce participants to creating form and texture in metal with the hydraulic press to create a “sampler quilt.” Participants will learn how to achieve results not easily accomplished with any other methods by using the hydraulic press to experiment with techniques such as embossing, pillowing, bending and die-cutting. Participants can display their sampler quilt as a sculptural metal wall hanging. We will discuss how these techniques can easily be used to create wearable pieces as well.

Workshop participants will learn to utilize mechanical or “cold connections” that require just a few tools and no soldering. Cold connections will be used to “piece” our metal quilt together, fasten metal layers to one another, and incorporate found objects like beads and shells. We will cover several categories of cold connections such as wire wrapping, mushroom rivets, tube rivets, stitching, staples, and using miniature nuts and bolts. Patina chemicals will also be available.

While this is an introductory level workshop, some fundamental metalwork experience is recommended. Skills needed to satisfactorily complete the project include the ability to use a jeweler’s saw frame and prior experience with filing metal.

## \* APRIL MEETING AND WORKSHOP LOCATION:

**First Congregational Church of Wilmette, 1125 Wilmette Ave, Wilmette, IL 60091**

**WORKSHOP REGISTRATION WILL BE AVAILABLE ON OUR WEBSITE SEPT 6: [www.nsn.org](http://www.nsn.org)**



## Textile Artist Barbara Schneider

Barbara Schneider began a second career as a textile artist in 1996 when she discovered the pleasure of working with cloth, paint, dye and thread. Her interest in the Japanese concept of Wabi-Sabi strongly influences all of her art. Her current work is exploring aspects of conservation and environmental issues. She has an extensive background in surface design and teaches as well as exhibits nationally and internationally. Her artwork is in many private and public collections including the International Quilt Center, the National Quilt Museum and the McHenry County College permanent collection. Her studio is at The Starline Factory in Harvard, IL.

Barbara is an amazingly accomplished artist, and has completed many series including: "Observations: Walking in Wonder" –



a series of twenty-seven hand-stitched artworks, each piece based on a particular McHenry County Conservation District site. (Boger Bog Conservation Site – shown below). Ultimately all of her series are about reflection – whether physical, mental or emotional. It is what she does throughout her work process as well as what she hopes viewers do as they look at the completed work.

**• Artist's Statement:**  
My on-going interest in the Japanese concept of Wabi-Sabi, finding beauty in things that are imperfect, impermanent and incomplete is at the core of all of her artwork. I like to capture the essence of images made of light and movement, images that are infinitely variable. What does the eye see? What does the camera see? What does the mind see?

• **Websites:** [www.barbaraschneider-artist.com](http://www.barbaraschneider-artist.com); [www.artclothnetwork.com](http://www.artclothnetwork.com); [saqa.com](http://saqa.com)

### IN-PERSON WORKSHOP: *Creativity Through Nature: Shaping Dimensional Artwork*

**FEE: \$245**

**Tues, May 2: 1:00 pm – 4:00 pm (CT)**

**Wed, May 3: 9:30 am – 4:00 pm (CT)**

**Thurs, May 4: 9:30 am – 4:00 pm (CT)**

The workshop will concentrate on teaching a variety of techniques using Fosshape and Lutrador to create dimensional artwork. We will also explore a limited number of other materials that can be shaped, sewn, painted and formed in various ways.

During the workshop, Barbara will be creating rocks and tree bark fragments as a way of demonstrating techniques. You may want to do the same or follow your own ideas for creating nature based dimensional shapes or something else entirely.

You will learn to create supports for your work, various ways of shaping the Fosshape with heat, stitching, burning, stretching and anything else you can think of.

We will also paint, stitch, and add other elements to finish the work in various ways.

**WORKSHOP REGISTRATION WILL BE AVAILABLE ON OUR WEBSITE SEPT 6: [www.nsg.org](http://www.nsg.org)**

President	<b>Jan Harrington</b>	847-965-6935	janqharrington@gmail.com
1st Vice-President	<b>Melanie Terasaki</b>	847-491-6448	melanieterasaki@me.com
2nd Vice-President	<b>Nancy Nicholson</b>	847-533-4818	nancy@nicholson.net
Secretary	<b>Sylvia Dresser</b>	847-945-6095	sylviadresser@gmail.com
Treasurer	<b>Cindy Oppenheimer</b>	847-722-9561	cb_bus@comcast.net
Membership Co-Chair	<b>Cynthia Boudreau</b>	630-240-9445	cboudreau391@gmail.com
Membership Co-Chair	<b>Dee McKenna</b>	224-381-3609	djbwmck@att.net
Workshop Registrar	<b>Janet Tuzzolino</b>	847-707-1739	jmtuzz@gmail.com
Hospitality ( <i>Acting</i> )	<b>Luan Wold</b>	847-644-4705	luanwold@gmail.com
Mini-Workshop Chair	<b>Elizabeth Khodikians-Guillette</b>	708-386-6004	ekguillette@gmail.com
Publicity Chair	<b>Frances Krueger-Jackson</b>	773-784-8766	fran@franniesfelts.com
Member Challenge	<b>Penny Burns</b>	312-590-1646	pburns@jbosh.com
Special Events Chair	<b>Tricia Baldwin</b>	847-650-7908	baldwintricia2@gmail.com
Fine Art of Fiber Chair	<b>Nona Flores</b>	847-951-0814	ncflores52@gmail.com
FAOF Assistant Chair	<b>Valerie Koppenhaver</b>	224-522-3000	koppenhaver@comcast.net
FAOF Assistant Chair	<b>Bill Keller</b>	773-610-7005	bkforge@sbcglobal.net
Newsletter Editor	<b>Jan Harrington</b>	847-965-6935	janqharrington@gmail.com
Service Chair	<b>Gretchen Alexander</b>	847-257-2507	gretchen.alexander@sbcglobal.net
Webmaster	<b>Valerie Koppenhaver</b>	224-522-3000	koppenhaver@comcast.net
Past President	<b>Luan Wold</b>	847-644-4705	luanwold@gmail.com

## FOR YOUR INFORMATION

The purpose of the North Suburban NeedleArts Guild is to foster the art of needlework and to encourage a high standard of design, innovation, and technique in various forms of fiber arts. New ideas and techniques are developed through lectures, workshops and other group gatherings. Members are encouraged to show their own talents at meetings.

- **MEMBERSHIP:** Annual membership dues are \$50. Our membership year starts on Aug 1 and ends the following July 31. If you have a change of address, phone or email address, contact Membership Co-Chair: **Cynthia Boudreau**, [Cboudreau391@gmail.com](mailto:Cboudreau391@gmail.com)
- **MEMBERSHIP DIRECTORY:** A digital directory will be sent out at the end of September. It includes names and contact info for members, calendars, bylaws and other information about our Guild. *It is for your personal use only!*
- **IN-PERSON EVENTS AND WORKSHOPS** are held at **Gloria Dei Lutheran Church** (1133 Pfingston Rd, Northbrook) unless otherwise noted. Please park in the back lot, east of the church, unless you need access to the handicapped parking in front.
- **GUESTS ARE WELCOME:** Guests and friends are free the first time they attend, after which they must join the Guild to continue attending.
- **FREEBIE TABLE:** Members may bring in fiber-related items they no longer need. **PLEASE take home any unclaimed items!**

We are saddened to hear that Rita Clarke passed away recently. Rita was NSNG president from 1992-1996 and was a relative of Val Rodelli. Condolences to Val and her family.



### Loose Ends & Gathered Threads

The newsletter of the North Suburban NeedleArts Guild is published monthly (except for the summer). A digital copy is sent out via email a few days before each meeting. It's also available on our website.

**Our Oct issue will be sent out the end of Sept.  
(Submission deadline: Sept 20)**

Please contact Newsletter Editor **Jan Harrington** with Show & Tell, announcements or corrections:  
[janqharrington@gmail.com](mailto:janqharrington@gmail.com)

## WEBSITE: [www.nsng.org](http://www.nsng.org)

Post your projects on INSTAGRAM!  
**@needleartschicago**  
**#northsuburbanneedleartsguild**

Share your work and stories of interest  
on our FACEBOOK page:  
**North Suburban NeedleArts Guild**