

A new season

Do the seasons influence your work and creativity? Taking a walk through the woods – or even my own neighborhood – can spark an idea for a new project. Bright blooms in a garden. The shape of a tree against the sky. The pattern of shadows on a sidewalk. Let's embrace the world around us – in every season – and open our minds to fresh ideas and inspiration.

Our Guild is lucky to represent so many types of needlework and fiber arts – from beading, to quilting, to knitting and beyond. I hope you will continue to try new techniques and skills. Consider teaching a mini-workshop. Our outside artists are wonderful, but we can also learn from each other.

I am honored to be chosen as our Guild's president for the next 2 years and am excited to start a new season of creative adventures together.

– Jan Harrington, *NSNG President*



A big thank you to Luan!

The past 2 years have proven a great challenge for all of us. As NSNG president, Luan Wold has thoughtfully led our Guild through workshop adjustments, Zoom calls and hybrid meetings. We were pleased to meet in person for our May meeting and presented Luan with this lovely felted flower pot and scarf made by Cynthia Boudreau.

- Thank you to everyone on our Board – especially program chairs: Maggie Weiss for arranging (and rearranging) our 2021-22 workshops and Melanie Terasaki for the fabulous line-up for 2022-23.
- Welcome to our new Board members – Nancy Nicholson and Shari Pontillo.

Artists, Lectures and Workshops for 2022-23

REGISTER NOW FOR THESE 2 GREAT SUMMER SEMINARS!

JANE SASSAMAN WORKSHOP
June 7, 8, 9 and 10: *Totem of Life*

MARY UTHUPPURU WORKSHOP
June 15, 16 and 17: *Field Box*

Details on pages 4 and 5

MONDAY MEET-UPS:

9:30 - 11:00 am

- June 13 – Handwork
- June 20 – Knitting and Crochet
- June 27 – Open Topic and Quilting

Please send an email to meetups@nsng.org to receive a Zoom link to the virtual meet-ups.

SEPTEMBER 6 • DEBBIE MADDY
Itajime, Arashi, Nui, Kumo and Beyond
WORKSHOP Sept 6, 7 and 8:
Shibori/Indigo Dyeing

OCTOBER 4 • IRENE RODERICK
Dancing with the Wall: Improv Quilting Irene-Style
WORKSHOP Oct 6 and 7: *Dancing with the Wall: Quick Step*

NOVEMBER 1 • LISA BINKLEY
Continuous Threads
WORKSHOP Nov 16, 17 and 18:
In the Boro Spirit

DECEMBER 6: HOLIDAY POT LUCK

JANUARY 3, 2023 • SHAWN SHEEHY
A Crafted Tour of Local Ecology
WORKSHOP Jan 3, 4 and 5:
Native Wildflowers Pop-Up Book

FEBRUARY 7, 2023 • LESLIE MARSH
The Duck, The Dog, and the Dollar
WORKSHOP Feb 7, 8 and 9: *Woven Impressions*
– *Nature Printed Book of Wonders*

MARCH 7, 2023 • JIYOUNG CHUNG
Joomchi and Beyond
WORKSHOP March 7, 8 and 9:
Why Not Joomchi (Korean paper-making)

APRIL 11, 2023 • SARAH CHAPMAN
Constructing Time and Place
WORKSHOP April 11, 12 and 13:
Hydraulic Press: Metal Sampler Quilt

MAY 2, 2023 • BARBARA SCHNEIDER
Walking in Wonder: Observation, Creativity and Nature
WORKSHOP May 2, 3 and 4: *Creativity Through Nature: Shaping Dimensional Artwork*

Details inside and on our website: nsng.org

Darcy Berg – “Violet” takes it all

You tell yourself that you are lucky to be able to create art and that is exactly how I felt when I created “Violet.” She started as a simple abstract photograph. She bloomed as I manipulated her image in Photoshop. I tweaked the brightness and contrast and adjusted the shadows and the highlights among other processes. She was then sent out to be printed onto organic cotton. I usually like to print my own fabric but when a piece is this big I have to send it out. When “Violet” got home she was quilted on my home sewing machine with free-motion quilting. I highlighted various areas by adding fabric paint. Finally complete, “Violet” was fixed to a 24" x 40" canvas-wrapped frame that I painted black. Presentation is everything!

“Violet” usually hangs on a wall in my dining room. However, until June 4, 2022, she will be in the company of some pretty great artists at the Beverly Arts Center (2407 W 111th St, Chicago, IL (773) 445-3838) with the Chicago Alliance of Visual Artists’ (CAVA) Collective Awakenings Exhibit where “Violet” took Best of Show. How cool is that?

CAVA, www.wearecava.org, is a volunteer not-for-profit organization serving artists aged 50+. It is dedicated to giving



its members the opportunity to exhibit artwork in a least three exhibits annually in such notable venues as the Chicago Cultural Center, Evanston Art Center, Bridgeport Art Center, Beverly Arts Center and the Leslie Wolfe Gallery in Old Town.

Alice Jenks

Elizabeth Guillette is holding “Flamboyant Flowers” at the May Guild meeting. This was started in a workshop where the expected outcome was a two-sided wall hanging. I decided to make it one-sided instead. The turquoise shapes remind me of tall leaves. The flowers seemed rather plain so I embellished them with beads and rayon thread before I appliqued them to the background which I echo-quilted by machine.

The wall hanging I am holding was started many years ago in an NSNG workshop with Judith Lazerlere. I recently discovered it so I decided to finish it for Rohan. He is my fourth great-grandchild. He was born on April 27, 2022 on the birthday of his grandmother,



my daughter, Mary Alice Newcomb.

In the workshop I cut strips of varying widths and sewed them together. Then I cut vertical strips from that and sewed them to a base fabric which is backed with batting and a backing fabric so it is quilted as it is stitched. I flipped them end for end each time. Only a few strips were stitched down when I found it, but all of the strips were assembled. I cut all of my strips from a rainbow ombre fabric designed by Caryl Bryer Fallert, hence the name. I bought the fabric in her shop in Paducah. Because I couldn’t decide if this should be hung vertically or

horizontally, I put 2 sets of hanging sleeves on it. Rohan’s nursery is painted navy blue which I think will be a good background for “Rohan’s Rainbow.”



Sylvia Dresser

My two pieces from the May workshop. The one at left is called “Leafy Impressions of Sashiko.” The white thread is a cotton crochet thread. The other one is “Unfurling.” The threads are a perle cotton couched with sewing thread. Both leaves are Magnolia leaves which Hillary Waters Fayle brought with her from Virginia.



Doll maker wanted

My daughter drew this picture of a doll my mother made for her years ago. Long story short, the doll was completely unraveled. I’m looking for someone willing to try to re-create the doll based on photos and the remnants we saved. Please contact me if you are interested.

– Debbie De Palma,
ddepalma92@gmail.com,
847-840-7135





Membership renewal time

In order to register for workshops and to receive newsletters & Zoom links for meetings, your membership must be current. Our membership year runs Aug 1 - July 31 each year. The 2022-23 Membership Registration form is on our website, <https://nsng.org/membership/>.

APPLY FOR MEMBERSHIP: Contact membership co-chair Cynthia Boudreau for an application or download one from our website. Submit your membership application:

- By Mail: Print out the **2-page** 2022-23 membership renewal and participation form. **Complete BOTH PAGES** and mail to Cynthia (30W391 Pinehurst Drive Naperville, IL 60563) with a check for \$50 made payable to NSNG.
- Online: **Step 1:** Fill out **BOTH PAGES** of the membership and participation form and email to Cynthia Boudreau. **Step 2:** Pay online \$52.00 (**Yes, there are 2 steps.**)

MEMBERSHIP DIRECTORY: The annual digital directory includes names, photos and contact info for all members, calendars, NSNG By-Laws and other information about our Guild. The revised 2021-2022 directory was sent out this spring. Next year's will be sent in the fall.

- To add or update your photo, it must be emailed as a jpg to Cynthia (printed photos cannot be submitted).
- Please contact Cynthia if you have a change of address, phone or email.
 - Membership Co-Chair, **Cynthia Boudreau**, Cboudreau391@gmail.com, 630-240-9445



Together again!

Workshop participants gathered around the table to watch a demonstration by Hillary Waters Faye in May. Here she displays the cut leaf with Mary Jo Eckhart (standing) and Marilyn Graves looking on. Valerie Koppenhaver brought Chicago-style deep-dish pizza for lunch on the last day.



Fine Art of Fiber

It's not too early to start thinking about your entries for the 2022 Fine Art of Fiber, to be held at the Chicago Botanic Garden from Friday, November 4 through Sunday, November 6. Each Guild member gets one piece in the show (with the payment of \$10 submission fee) as part of their membership privileges. Members may also submit additional pieces for consideration.

Applications for both the exhibit and the Boutique will be due on Monday, September 12. Updated application forms and guidelines will be available on our website, www.fineartoffiber.org, later this summer. The Guild will send members an eblast when they are ready.

How does NSNG benefit from your participation in the show? The Chicago Botanic Garden takes 10% of all sales in exchange for providing the space and volunteer parking passes. 15% of sales from the exhibit and the boutique goes to the guild; the remaining 75% goes to the artist. Items sold from the Silent Auction earn 90% of the sale for the Guild, so please donate your work when Gretchen Anderson makes her appeal this fall.



Finally, show expenses are divided among the three Guilds – NSNG, Illinois Quilters Inc. and Weavers Guild of the North Shore – and the remaining profit goes to the Guild as revenue.

At the 2021 show, NSNG sold \$56,675 in merchandise in the Boutique and exhibit; and \$2,752 in the Silent Auction. The Guild received a check for \$7,581, about \$300 more than in 2019 even though the 2021 show was smaller than usual and expenses were higher despite savings on printing and postage because of the cost of a needed website upgrade.

– Fine Art of Fiber Chair, **Nona Flores**, ncflores52@gmail.com

Would you like to
TEACH A MINI-WORKSHOP
for our Guild?
Contact **Elizabeth Guillette** for details,
ekguillette@gmail.com

Service Update

Service pillowcases were delivered to Granting Wishes in Rodgers Park and The Salvation Army Lawrence Avenue Homeless Shelter. The blankets also were donated to the Salvation Army Shelter. Thank you for making these gifts possible.

– Service Chair, **Gretchen Alexander** gretchen.alexander@sbcglobal.net

Quilt Artist and Designer Jane Sassaman

After a varied career in the design world, Jane Sassaman of Harvard, Illinois, began to quilt in 1980. She found that these “soft paintings” satisfied the draftsman, the craftsman and the artist in her. Consequently, she is now a dedicated (some say “obsessed”) quilt artist and fabric designer.

Her art quilts have been shown in many national and international exhibits, including Quilt National 1989 through 2005 and Contemporary American Quilts, the first major exhibit of American art quilts in England. Her quilt “Willow” (shown below) was named as One of the One Hundred Best American Quilts of the Century.



Jane is also the author of “The Quilted Garden.” The book includes twenty years of her work and exercises for making nature-inspired quilts.



Jane’s love for historic decorative arts can be seen in all facets of her work, but it is especially evident in the exuberant


fabric she is currently designing for FreeSpirit. Her designs are oversized and colorful and have been coined as “William Morris on anti-depressants.”

“I try to express the energy and mystery of our amazing universe—from the miraculous beauty of a single blossom to the complicated powers of the soul.”

Her fabrics are created for quilts, wearables and home decorating. Her latest book, *Patchwork Sassaman Style*, beautifully illustrates her fabric “in action.”

When she is not fondling and designing fabric in the studio, she is on the road teaching quilting classes, sketching in the garden or browsing through her wonderful library of design books.

• Website: www.janesassaman.com



Illinois 2021 quilt (above) and “Lively Totem.”



* IN-PERSON WORKSHOP: *Totem of Life* Fee: \$295

- **Tues, June 7:** 9:00 am - 4:00 pm
- **Wed, June 8:** 9:00 am - 4:00 pm
- **Thurs, June 9:** 9:00 am - 4:00 pm
- **Fri, June 10:** 9:00 am - 4:00 pm

In this workshop we will stylize some of your favorite characters in nature and arrange them into an interlacing appliquéd fabric collage, a colorful and graphic “Totem of Life.”

Come to class with a chosen “theme” to help organize your ideas. For example, you could pick “Autumn” as your theme. Your characters could be fall leaves, moths, chrysanthemums and a harvest moon. Or your theme could be Butterflies and Flowers, Ocean Life or even The Planets.

Then you will collect photos and prints of the characters that are candidates for your composition. From these we will stylize (simplify and exaggerate) each object so they can be made as graphic fabric shapes for appliqué. Your composition will evolve as your shapes begin to “play off” one another.

This is a perfect way to learn my appliqué and construction techniques, but also a chance to make a uniquely personal project.

*** LOCATION FOR THIS WORKSHOP:**
Kingswood United Methodist Church, Room 114
401 W. Dundee Road, Buffalo Grove, IL

To register, fill in the Summer Seminar registration form and email to Janet Tuzzolino, jmtuzz@gmail.com.

If you wish to pay by credit card, let Janet know and you will receive a payment link (3% fee will be added).

If you wish to pay by check, mail to the address on the form. Registrations are accepted in the order in which they are paid.


Visit our website – www.nsg.org – for registration forms and supply lists.

Book Artist and Printmaker Mary Uthappuru



From her home studio in Bloomington, Indiana, Mary Uthappuru creates artist books, bindings, boxes, and prints inspired by science, literature, and nature. With a fascination in life's mysteries, a yearning for adventures great and small, and a novel constantly at hand, she draws viewers into her work with play and layers of meaning. Her work often features woodblock prints, paste papers, drawn and painted elements, and occasionally electronics.

• Website: www.springleafpress.com




IN-PERSON WORKSHOP at Gloria Dei:

Field Box **Fee: \$325 (Includes kit)**

- **Wed, June 15:** 9:30 am - 4:00 pm
- **Thurs, June 16:** 9:30 am - 4:00 pm
- **Fri, June 17:** 9:30 am - 4:00 pm

Together we will create what I like to call a field box – a structure that houses the supplies we might like on an adventure with room to store things we might find along the way. In this workshop, we will create a fun customizable lidded box that will utilize many box making techniques. Over the first two days, we will construct the box itself and on the final day, we will create a journal/sketchbook that can be stored inside. Students will also have the option to continue modifying the box interior. Project size is approximately 9" x 6" x 2.5."

Students are encouraged to bring natural artifacts, drawings, or materials that will help inform the look of their project. Materials will be provided for the workshop project, and additional tools and materials will be available for purchase.



To register, fill in the Summer Seminar registration form and email to Janet Tuzzolino, jmtuzz@gmail.com.

If you wish to pay by credit card, let Janet know and you will receive a payment link (3% fee will be added).

If you wish to pay by check, mail to the address on the form. Registrations are accepted in the order in which they are paid.

Visit our website – www.nsn.org – for registration forms and supply lists.



Designer Debbie Maddy

Debbie Maddy is the owner-designer for Tiori Designs and Calico Carriage Quilt Designs. Debbie is also a fabric designer for Moda Fabrics. Debbie's first love has always been fiber of all sorts. She has been and still is an avid garment seamstress as well as quilter. She has enjoyed most of the crafts using a needle and thread to include embroidery, applique, needlepoint, pulled thread and drawn-thread work. Debbie has been quilting over 35 years, pattern designing for 15 years and teaching/lecturing internationally for 20 years. She has been featured on national television, in magazines as well as online classes.



Debbie's most recent endeavors have been in the world of fabric and fiber dyeing of all kinds but most specifically Shibori and indigo dyeing. In order to learn to try and master the shibori and indigo dyeing techniques to the best of

her abilities, she has studied under some of the most prestigious artists in Japan, England and the US. She has studied with indigo dyers from Nigeria and Mali and is always reading about shibori techniques. She will never be a 'master' shibori artist or indigo dyer but loves the entire process. In order to learn from the original masters, Debbie has traveled to Japan for two extended trips for study. She has been taught how to pleat, fold and stitch for Katano shibori. On her last trip she was very fortunate to see the art by Mokohiko Katano. Debbie has studied with a master katazome dyer. While in Japan she was taught all methods of shibori except itajime.

At home in her studio Debbie does all the necessary and very time consuming stitching, folding and wrapping of the fabrics. She then dyes the fabrics in natural indigo vats. After the fabric is finished, it is sent to Japan to a mill owned by Japanese people to be reproduced in the highest standards.

• Website:
www.debbiemaddy.com



LECTURE: Tuesday, September 6, 9:30 am (CDT) *Itajime, Arashi, Nui, Kumo and Beyond*

Debbie Maddy will use a combination of a slide presentation and trunk show. She will explain the concept of Shibori and show examples of many of the different techniques. Her slide presentation will be of her experiences in Japan, England and the US. She will also show a collection of hand dyed fabrics and quilts made from Shibori fabrics.

WORKSHOP: *Shibori/Indigo Dyeing* FEE: \$295

Tues, September 6: 1:00 pm – 4:00 pm (CDT)

Wed, September 7: 9:30 am – 4:00 pm (CDT)

Thurs, September 8: 9:30 am – 4:00 pm (CDT)

The workshop will start with a brief explanation of Shibori and indigo dye. The explanation of different kinds of indigo vats; natural, synthetic and pre-reduced. We will make a pre-reduced indigo vat and a natural indigo vat. She will then explain Itajime Shibori and demonstrate the folding and clamping of fabric. She'll demo some marble wrapping and other fun techniques. After working with the fabrics and dyeing, she will explain and demo simple stitching techniques for stitched designs. She will also give a brief explanation of Arashi Shibori and demos on more than one way to fold and wrap the fabrics on the pole for unique designs.

See page 13 for registration information and policies. Visit our website – www.nsng.org – for registration forms and supply lists.



Quilt Artist Irene Roderick

Irene Roderick has been an artist all her life, mostly painting and crafting. She raised 4 sons, while working in retail and administration. She returned to school at the age of 46, earning a BFA from the University of Texas at Austin and a MFA from the California Institute of the Arts in 2001. She began quilting



in 2016 after she retired from her Administrative position at UT Austin. She was searching for a new creative endeavor and happened on the 'modern' quilts of Nancy Crow and Gwen Marsten. She had never had any experience with quilting, so she took a beginning piecework class at a local quilt store and was hooked.

Her work has been exhibited throughout the United States and

is included in private and museum collections. In 2019 she received the Emerging Artist Award at Quilt National, 2nd place finishes at QuiltCon2019 in the Improv category and in the 2-Color Challenge Category. She was awarded first place in the Improv category at QuiltCon 2020.

In 2021, she was awarded a Juror's Choice Award at the Quilts=Art=Quilts Exhibition and the "In The Abstract" award in Visions Museum's Quilt Visions 2021. Three of Irene's quilts

were in QuiltCon 2022 and she has been chosen as a juror for Quilt National 2023.

Irene loves making "functional" art. She considers her quilts paintings using fabric as her medium.

• Website: www.ireneroderick.com

LECTURE: Tuesday, October 4, 9:30 am (CDT)

Dancing with the Wall: Improv Quilting Irene-Style

Irene didn't start quilting until 2016, and shortly thereafter she stumbled on improvisation as her preferred method of creating textile art. She has now finished over 100 quilts. In her lecture she will share her origin story and the many different iterations that her explorations have taken.



WORKSHOP: *Dancing with the Wall: Quick Step*
FEE: \$140

Thurs, October 6: 9:30 am – 4:00 pm (CDT)

Fri, October 7: 9:30 am – 4:00 pm (CDT)

Using only two contrasting colors, learn how to construct the individual components used to make an improv Irene-style quilt. Discover how fun it is to make many types of stripes, triangles, squares and curves in new and original ways. You will take home a 20-24" pillow top or mini-quilt ready to quilt as well as all the techniques to jump into a full-size improv quilt.



See page 13 for registration information and policies. Visit our website – www.nsn.org – for registration forms and supply lists.

Fiber Artist Lisa Binkley

Lisa Binkley holds a B.S. in Textiles & Design from the University of Wisconsin-Madison and a Master's in Urban Planning from the University of WI-Milwaukee. Formerly a public policy analyst, she has maintained an active fiber art studio since 2000 and has been teaching fiber art



workshops since 2007. Her award-winning artwork has been selected for national and international exhibitions such as the American Quilters' Society, the International Quilt Association, CraftForms to name a few. Lisa and her artwork have been featured on local and national television and in internationally distributed books and magazines. Her art is represented in public, private and corporate collections. She enjoys sharing her passion

for fiber art through her artwork, classes and lectures. She teaches throughout the U.S. and Internationally. She and her husband, Ed live in the woods of Madison, WI. with 2 young adult children and their big fluffy dog.

• Website: www.lisabinkley.com

LECTURE: Tuesday, November 1, 9:30 am (CT)

Continuous Threads

Lisa will show slides of the many art pieces she has made. She will talk about her development as a fiber artist. In addition to talking about her inspiration, she will talk about the various techniques she uses in her pieces. Lisa will focus on the many ways our lives feed our creative process and can be the inspiration for our work as stitchers.

*** IN-PERSON WORKSHOP: *In the Boro Spirit***
FEE: \$195


Wed, November 16: 1:00 pm – 4:00 pm (CT)

Thurs, November 17: 9:30 am – 4:00 pm (CT)

Fri, November 18: 9:30 am – 4:00 pm (CT)

Boro mending, kantha cloth, the Quilts of Gee's Bend. Each of these evokes images of old, worn fabrics, simply but beautifully stitched for a new purpose out of need and salvaged cloth. Born of necessity in diverse cultures worldwide, contemporary fiber artists can learn much from these traditions both technically and aesthetically. In the workshop we explore the traditions that created these textiles and then look to them for inspiration in creating new works of fiber art.

Beginning with pieces of old fabrics-vintage linens, pieces of worn jeans, even bits of blankets or tattered garments-we select, curate, layer, and hand stitch them into new looks and new life. Techniques explored include non-traditional hand piecing and applique, hand quilting with heavier threads, inclusion of repurposed embellishments such as shirt buttons and beads from old jewelry, as well as design considerations in creating our compositions. This workshop is a meditative blend of history, hand work, repurposing, and art making. Some hand stitching experience is helpful, but this class is suitable for all levels.



*** Workshop Location:**
Kingswood United Methodist Church, Room 114
401 W. Dundee Road, Buffalo Grove, IL

See page 13 for registration information and policies. Visit our website – www.nsg.org – for registration forms and supply lists.

Book Artist Shawn Sheehy

Shawn Sheehy has been teaching book arts courses and workshops on the national level for over 20 year, including stops at the Center for Book Arts, San Francisco Center for the Book, MCBA, Penland, Arrowmont, FOBA, Pyramid Atlantic, and PBI. His broadsides and artist book editions have been collected by such prestigious institutions as Stanford, Carnegie Mellon, University of Chicago, Library of Congress, UCLA and Harvard. He has created two trade pop-up book: *Welcome to the Neighborhood* (2015) and *Beyond the Sixth Extinction* (2018). Both were published by Candlewick Press and won numerous awards. He holds a Book Arts MFA from Columbia College Chicago.



• Website: www.shawnsheehy.com

VIRTUAL LECTURE: Tuesday, Jan 3, 2023, 9:30 am (CT)
A Crafted Tour of Local Ecology

Shawn's pop-up books frequently explore the ecology of communities of wild creatures. Taking a novelty-book approach to story-tell permits Sheehy to incorporate word, image, and 3D-structure. This approach also provides a useful tool for gentle environmental politics. Sheehy will discuss both the conceiving and executing of work in this lively presentation.

VIRTUAL WORKSHOP: *Native Wildflowers Pop-Up Book*
FEE: \$175 (includes kit)

- Tues, January 3:**
1:00 pm – 4:00 pm (CT)
- Wed, January 4:**
9:30 am – 4:00 pm (CT)
- Thurs, January 5:**
9:30 am – 4:00 pm (CT)



Jump-start you 2023 garden dreams by building this bound collection of sculpted paper blooms. Kitted with a pre-cut collections of color cardstock, you will fold and glue a dozen native wildflowers. Using boxes from your own recycling bin, you will assemble your structures into an elegant long stitch binding. There will be extensive conversation about tools, materials, technique, contemporary trade pop-up books, and ideas for further study. No previous experience is necessary.



Nature Artist Leslie Marsh

Leslie Marsh is driven by her love of nature and a fascination for cultural and family history. Using metal, stones and vintage findings, she forges relic-like book covers that call to mind medieval treasure bindings created during the Middle Ages. Leslie also spends a lot of time experimenting with the marks left by leaves on paper or fabric. The resulting botanical prints form signature wrappers used in most of her work and in the bags that hold her books. Leslie lives in Topsail Beach, North Carolina, with the man of her dreams and their dog.



• Website: www.leslie-marsh.com

VIRTUAL LECTURE: Tuesday, Feb 7, 2023, 9:30 am (CT)
The Duck, The Dog, and the Dollar

We never know where the paths in life will lead us, but a little positive reinforcement never hurts. During this presentation, Leslie will share examples of her work and talk about how following her passions and curiosity led to a late-in-life so-called career in art.

VIRTUAL WORKSHOP: *Woven Impressions – Nature Printed Book of Wonders*
FEE: \$135

- Tues, Feb 7: 1:00 pm – 4:00 pm (CT)**
- Wed, Feb 8: 9:30 am – 4:00 pm (CT)**
- Thurs, Feb 9: 9:30 am – 4:00 pm (CT)**

Combining methods of mark making using leaves and other natural materials, and then building on bookbinding techniques that have been used for thousands of years, Leslie will share with you the steps for making a beautiful hand-printed and bound book during this workshop.



You will learn the addictive art of brayer printing to create the nature-printed pages that fill this 5" x 7" leather-covered book. You will also learn two binding techniques to stitch and then weave the spine of this stunning and unique book.

While circumstances don't allow for students to ecodye leather themselves, Leslie will provide a piece of printed leather for the cover in students' kits and discuss the process used to create it.

See page 13 for registration information and policies. Visit our website – www.nsn.org – for registration forms and supply lists.



Painter and Joomchi Artist Jiyoung Chung

Jiyoung Chung is an internationally known Joomchi artist, painter and freelance writer who shows her works nationally and internationally. She has developed an innovative method for utilizing a traditional Korean method of papermaking called Joomchi into contemporary art form.

Jiyoung (BFA, Painting from RISD, and MFA, Print/Media from Cranbrook Academy of Art) has had numerous solo shows in Korea, USA, Australia, France, Finland, Romania and UK. In 2010, she curated the International Korean/American Joomchi show for European Patchwork Meeting in France, which later toured in Korea and in the US. She authored a 'How-to' book titled, "Joomchi and Beyond." In 2012 she was awarded a "Award of Excellence" by the American Craft Council/Baltimore show and the Adrianna Farrelli Prize, "Excellence in Fiber Art," Philadelphia Museum of Art Craft Show.

She has taught Joomchi at various institutions such as the Rhode Island School of Design (RISD), Univ. of Minnesota, Penland School of Craft, Arrowmont School of Craft, Haystack School



of Craft and Snowfarm, among many others.

Joomchi is a 500 year old Korean paper-making technique that uses water to seal several layers of thin handmade paper together to form a single strong sheet. Jiyoung Chung has brought her unique artistic sensibility to this medium. Her colorful and rich textural paper collages read as poetic statements or narratives and have an appealing cloth-like texture. Chung likes to think of the Joomchi paper-bonding process as 'air stitching,' or 'capturing the whispers of womens' stories' in the layering of the papers.

She finds Joomchi-making both an expressive and a meditative process.

The layering process of Joomchi has significance for Chung – "It's like life," she says, "Through hardships we become stronger, just as the paper does. In the process of breaking down and forming new bonds, the paper becomes stronger." – excerpt from "Joomchi & Beyond" by Jiyoung Chung.

• **No website at this time.**

LECTURE: Tuesday, March 7, 9:30 am (CT) *Joomchi and Beyond*

This lecture offers participants the opportunity to become acquainted with its history, practice and role in Korean society, as well as reinterpreted adaptations into contemporary art form; surface design, collage, new way of drawing, wearable, unconventional body ornament or sculptural object: 2-D & 3-D either functional or fine art oriented.

*** IN-PERSON WORKSHOP: *Why Not Joomchi* FEE: \$TBA**

Tues, March 7: 1:00 pm – 4:00 pm (CT)

Wed, March 8: 9:30 am – 4:00 pm (CT)

Thurs, March 9: 9:30 am – 4:00 pm (CT)

In this workshop you will learn how to make this unique Korean traditional way of making textured handmade paper by using water and eager hands. The terminology originated from "making a Joomoney (pouch or pocket)." It creates strong and textural surfaces. As it is worked, the surface becomes more elegant like leather. It can be made into self-standing or suspended sculpture. Joomchi is a new way of creating trays, lanterns, clothing, shoes, purses, etc.

*** Registration dates and fees will be decided after our August 16th Board meeting. Stay tuned!**

Artist Sarah Chapman

A studio jeweler and educator for over twenty-five years, Sarah Chapman's professional background is a hybrid of academic, studio art, and education studies at Northeastern Illinois University combined with an ongoing love for self-directed exploration of metalsmithing through research and workshops. Sarah grew up in Chicago and currently lives and works in Minneapolis.



Chapman makes hand-fabricated metal jewelry (shown below), aesthetically merging the industrial and natural worlds with an emphasis on functionality. Each piece is carefully

considered and built, from the initial design process, to roller-printing patterns onto sheets of metal, using different techniques for forming, and finally, to incorporating stones and oxidizing the final pieces of jewelry.

While Chapman's work continues to be inspired by architecture and by nature as architect she is currently exploring forms and building processes of ancient sea vessels and the vast colors, forms and shapes of jellyfish and other sea creatures.

• Website: www.chapmanmetals.com



LECTURE: Tuesday, April 11, 9:30 am (CT) *Constructing Time and Place*

Sarah Chapman will discuss how the limitations of time and place formed the foundations of her art practice and the evolution of her body of work. Early teaching experiences introduced and reinforced the idea that it is possible to create thoughtful well-made art with limited tools and a limited workspace. Sarah will also talk about key experiences in places/spaces that have inspired past bodies of work and continue to inspire her current work.



* IN-PERSON WORKSHOP: *Hydraulic Press Workshop: Metal Sampler Quilt* FEE: \$TBA

Tues, April 11: 1:00 pm – 4:00 pm (CT)
Wed, April 12: 9:30 am – 4:00 pm (CT)
Thurs, April 13: 9:30 am – 4:00 pm (CT)

Through a combination of demonstration and practice, this fast-paced workshop will introduce participants to creating form and texture in metal with the hydraulic press to create a "sampler quilt." Participants will learn how to achieve results not easily accomplished with any other methods by using the hydraulic press to experiment with techniques such as embossing, pillowing, bending and die-cutting. Participants can display their sampler quilt as a sculptural metal wall hanging. We will discuss how these techniques can easily be used to create wearable pieces as well.

Workshop participants will learn to utilize mechanical or "cold connections" that require just a few tools and no soldering. Cold connections will be used to "piece" our metal quilt together, fasten metal layers to one another, and incorporate found objects like beads and shells. We will cover several categories of cold connections such as wire wrapping, mushroom rivets, tube rivets, stitching, staples, and using miniature nuts and bolts. Patina chemicals will also be available.

While this is an introductory level workshop, some fundamental metalwork experience is recommended. Skills needed to satisfactorily complete the project include the ability to use a jeweler's saw frame and prior experience with filing metal.

* Workshop Location to be announced.

** Registration dates and fees will be decided after our August 16th Board meeting. Stay tuned!*



Textile Artist Barbara Schneider

Barbara Schneider began a second career as a textile artist in 1996 when she discovered the pleasure of working with cloth, paint, dye and thread. Her interest in the Japanese concept of Wabi-Sabi strongly influences all of her art. Her current work is exploring aspects of conservation and environmental issues. She has an extensive background in surface design and teaches as well as exhibits nationally and internationally. Her artwork is in many private

and public collections including the International Quilt Center, the National Quilt Museum and the McHenry County College permanent collection. Her studio is at The Starline Factory in Harvard, IL.



Barbara is an amazingly accomplished artist, and has completed many series including: “Observations: Walking in Wonder” – a series of twenty-seven hand-stitched artworks, each piece based on a particular McHenry County Conservation District site. (Boger Bog Conservation Site shown at left). Ultimately all of her series are about reflection – whether physical, mental or emotional. It is what she does throughout her work process as well as what she hopes viewers do as they look at the completed work.



• **Artist’s Statement:** My on-going interest in the Japanese concept of Wabi-Sabi, finding beauty in things that are imperfect, impermanent and incomplete is at the core of all of her artwork. I like to capture the essence of images made of light and movement, images that are infinitely variable. What does the eye see? What does the camera see? What does the mind see?

• **Websites:** www.barbaraschneider-artist.com
www.artclothnetwork.com; www.saqa.com

LECTURE:

Tuesday, May 2, 9:30 am (CT)
Walking in Wonder:
Observation, Creativity
and Nature

Barbara’s current work is focused on creating art that explores nature, conservation and the environment. The lecture will take you for a ‘walk’ through the development of several projects. She will show how she makes use of observation to create large, shaped artwork that take us deeper into nature or that give you a better understanding of the environmental changes that have changed Illinois over the past two centuries. The work helps her understand the natural world in new ways. She hopes you will see with new eyes at the end of the presentation.

IN-PERSON WORKSHOP: *Creativity Through Nature: Shaping Dimensional Artwork*

FEE: \$TBA

Tues, May 2: 1:00 pm – 4:00 pm (CT)

Wed, May 3: 9:30 am – 4:00 pm (CT)

Thurs, May 4: 9:30 am – 4:00 pm (CT)

The workshop will concentrate on teaching a variety of techniques using Fosshape and Lutrador to create dimensional artwork. We will also explore a limited number of other materials that can be shaped, sewn, painted and formed in various ways.

During the workshop, Barbara will be creating rocks and tree bark fragments as a way of demonstrating techniques. You may want to do the same or follow your own ideas for creating nature based dimensional shapes or something else entirely.

You will learn to create supports for your work, various ways of shaping the Fosshape with heat, stitching, burning, stretching and anything else you can think of.

We will also paint, stitch, and add other elements to finish the work in various ways.

*** Workshop registration dates and fees will be decided after our August 16th Board meeting. Stay tuned!**

NSNG Workshop Policies & Registration Information

Workshop Registration Forms are available on our website: NSNG.org

Registration for March, April and May 2023 workshops will open in the fall.

In order to register for these, please renew your membership for the 2022-23 year.

Direct all inquiries to Workshop Registrar – **Janet Tuzzolino**, jmtuzz@gmail.com, 847-707-1739

- Registrants must have a fully paid NSNG membership and a current Participant Agreement on file in order to qualify for the member price for a workshop.
- Workshop Registration is made available to NSNG membership before being made open to the general public.
- The number of participants in a workshop is determined by the instructor and is not open to NSNG's discretion.

Non-Members:

- A non-member must pay an additional \$20 fee and have a current Participant Agreement on file.

WORKSHOP REGISTRATION PROCEDURE:

- Prior to registering for the workshop of one's choosing, it is best to contact the Workshop Registrar to be certain there is an open spot in the class. Even so, this can change quickly, as others sign up.
- **Space in the workshop cannot be guaranteed or held without payment.**

Registration Form:

- The registration form is on the website or available from the Workshop Registrar
- The online form is fillable and printable. The registrant needs to fill out the form and send it to the Workshop Registrar either by mail or email.
- If a printer is not available to the registrant, the Workshop Registrar can mail a hard copy, upon request. This will result in a delay in registration and available space may be filled prior to receipt by the Workshop Registrar.

Payment:

- Cash: in person only
- Check: in person or by mail to the Workshop Registrar
- Credit Card:* in person or the Workshop Registrar will notify the Treasurer and a Square invoice will be sent to the registrant. Once the payment has been received, the Treasurer will notify the Workshop Registrar that payment has been made.

**A processing fee, (percentage of the charge), will be included in the credit card payment.*

Supply Lists

- Supply lists and logistics information are sent out about a month in advance of the workshop.

Waiting List:

- In the event that all spaces in a workshop are filled, a waiting list will be started for that workshop; there is no charge to be on the waiting list.
- A potential registrant on the waiting list will be contacted if a registrant wants to sell their spot in the workshop.

Reimbursement:

- In the event that all spaces in the workshop were filled between the time when the member checked availability and payment was made, the Workshop Registrar will contact the registrant.
 - If the payment was made by check, the check will be returned to the registrant or destroyed, per the registrant's instructions.
 - If the payment was by check and included payment for multiple workshops, a new check or credit card payment for the correct amount must be issued by the registrant. The original check will be returned to the registrant or destroyed, per the registrant's instructions. While waiting for the new payment, the remaining workshop registration(s) will be considered "paid" and the registrant's spot(s) will be held. If new payment is not received within a reasonable period of time, the spot(s) will be released.
 - If the payment was made by credit card, the Treasurer will issue a credit card refund.

Refunds:

- **NSNG does not issue refunds if the registered participant chooses not to, or is unable to, attend the workshop.**
- The registrant may sell their spot to the next person on the waiting list for that workshop.
 - **The sale must be transacted through the Workshop Registrar**
 - Contact the Workshop Registrar, who will notify the waiting list member(s), in order, that the spot is available to purchase and to whom payment should be made.
 - Once contact information has been shared, it is the responsibility of the currently registered participant to get payment and notify the Workshop Registrar that payment has been received.
 - Registration is complete, once payment has been made to the original registered participant, and the registration form and current Participant Agreement is on file.
- In the event that there is no waiting list for the workshop, no refund is available.

President	Jan Harrington	847-965-6935	janQharrington@gmail.com
1st Vice-President	Melanie Terasaki	847-491-6448	granzyme@aol.com
2nd Vice-President	Nancy Nicholson	847-533-4818	nancy@nicholson.net
Secretary	Sylvia Dresser	847-945-6095	sylviadresser@gmail.com
Treasurer	Cindy Oppenheimer	847-722-9561	cb_bus@comcast.net
Membership Co-Chair	Cynthia Boudreau	630-240-9445	cboudreau@gmail.com
Membership Co-Chair	Dee McKenna	224-381-3609	djbwmck@att.net
Workshop Registrar	Janet Tuzzolino	847-707-1739	jmtuzz@gmail.com
Mini-Workshop Chair	Elizabeth Khodikians-Guillette	708-386-6004	ekguillette@gmail.com
Publicity Chair	Frances Krueger-Jackson	773-784-8766	fran@franniesfelts.com
Member Challenge	Penny Burns	312-590-1646	pburns@jbosh.com
Special Events Chair	Tricia Baldwin	847-650-7908	baldwintricia2@gmail.com
Hospitality Chair	Shari Pontillo	847-767-2949	sharilynn@twistedfiberstudio.com
Fine Art of Fiber Chair	Nona Flores	847-951-0814	ncflores52@gmail.com
FAOF Assistant Chair	Valerie Koppenhaver	224-522-3000	koppenhaver@comcast.net
FAOF Assistant Chair	Bill Keller	773-610-7005	bkforge@sbcglobal.net
Newsletter Editor	Jan Harrington	847-965-6935	janQharrington@gmail.com
Service Chair	Gretchen Alexander	847-257-2507	gretchen.alexander@sbcglobal.net
Webmaster	Valerie Koppenhaver	224-522-3000	koppenhaver@comcast.net
Past President	Luan Wold	847-644-4705	luanwold@gmail.com

NSNG BOARD MEETINGS for 2022-2023

Tuesdays at 10:00 am

August 16 (in person)

On Zoom:

September 20, October 18, November 15

On Zoom:

January 17, February 21, March 21, April 18,
May 16 (in person)

The purpose of the

North Suburban NeedleArts Guild

is to foster the art of needlework and to encourage a high standard of design, innovation, and technique in various forms of fiber arts. New ideas and techniques are developed through lectures, workshops and other group gatherings.

Members are encouraged to show their own talents at meetings.

NSNG

Loose Ends & Gathered Threads

The newsletter of the North Suburban NeedleArts Guild is published monthly (except for the summer). A digital copy is sent out via email a few days before each meeting. It's also available on our website.

Our Sept issue will be sent out the end of August. (Submission deadline: Aug 20)

Please contact Newsletter Editor **Jan Harrington** with Show & Tell, announcements or corrections:
janQharrington@gmail.com

WEBSITE: www.nsng.org

Post your projects on INSTAGRAM!
@needleartschicago

#northsuburbanneedleartsguild

Share your work and stories of interest on our FACEBOOK page:

North Suburban NeedleArts Guild