

## Reflections

I heard of a talk recently by Thomas R. Fisher about the “Post Pandemic World.” In it, he speaks about how pandemics, though painful and tragic, push society to make changes and innovations that would not otherwise occur.

Most of us had never heard of Zoom two years ago. Now look at us, logging on with no problem and “sharing” screens! I am so incredibly proud of the board members who did more than their job descriptions required and helped to completely restructure our programs on tight deadlines. And the artist world has also changed – some teachers are no longer traveling at all, making it even more challenging to schedule programs.

I know sometimes it gets confusing because things haven’t always been like they were before, but we have had to adapt in order to survive. And we have. Our programs and professional approach make us one of the premier guilds around.

– Luan Wold, NSNG President

## May Calendar

DETAILS INSIDE & ON OUR WEBSITE: [www.nsng.org](http://www.nsng.org)

- Tuesday, May 3, 9:30 am  
In-Person and Virtual Guild Meeting and lecture by embroidery artist **Hillary Waters Fayle: Pursuit of Wonder.**  
In-Person Workshop May 3 - 5

### MONDAY MEET-UPS:

9:30 - 11:00 am

- May 9 – Handwork
- May 16 – Knitting and Crochet
- May 23 – Open Topic and Quilting

See page 2



## Register now for Summer Seminar Workshops!

*Totem of Life* with Jane Sassaman • June 7, 8, 9 & 10

*Field Box* with Mary Uthuppuru • June 15, 16 & 17

See pages 5 and 6

## Workshops and Artists for Spring 2023



MARCH

*Joomchi (Korean paper-making)* with **Jiyoung Chung**



APRIL

*Metal Sampler Quilt* with **Sarah Chapman**



MAY


*Shaping Dimensional Artwork* with **Barbara Schneider**

### Guild Meeting May 3rd, 9:30 am, Gloria Dei Lutheran Church

Space is limited – proof of vaccination & masks are required to attend in person – see page 4

- **Renew Your Membership!**
- **Register for Workshops!**
- **Show & Tell!** (in person and on Zoom)
- **Freebie Table!** Bring your extra goodies to share with fellow members. Please remember to take home your treasures that were not claimed.





Maggie Weiss with the building manager's daughter at the unveiling of the mural at the Noyes Cultural Arts Center, 927 Noyes Street (1st Floor), Evanston.

## Maggie Weiss

More than 90 children ages 6 - 16 years contributed to a public art project in Evanston by creating their self-portraits in fabric. Portraits were generated over 18 months while children were attending City of Evanston and Actor's Gymnasium camps at the Noyes Cultural Arts Center. I guided the creation of the project and assembled their work into a 4' x 8' collage – for which some of the campers also created collaged houses or monoprinted background fabrics. Evanston Quilter Amy Parker quilted an undulating grid on the work and then I bound the edges. On March 25, 2022, the completed mural was hung and revealed to the public for the first time. Now these children can come and see their very own portraits on permanent exhibit! No one person could ever generate the incredible variety of faces that radiate the spirit and energy of these youth. What a pleasure it was to facilitate bringing their work and voices to the public!

## Contribute to Show & Tell!

We love to see your projects! Email images and text to Newsletter Editor, Jan Harrington, [janqharrington@gmail.com](mailto:janqharrington@gmail.com)

*And – as always – feel free to share your work at our Guild meetings.*

## Barbara Maneck

I learned multitasking from my mother, but it was my dad who taught me to break a daunting project into small pieces and tackle them one by one. Betty Stephan's class did just that. I was able to complete what I considered to be a complicated beaded "What's the Point" necklace. Some things I learned along the way: How to bezel a cabachon, weave a neck chain, and make a ring and toggle bar using peyote stitch. I gained a lot of confidence from taking this class and am now working on another one of her kits. I also enjoyed discussing the challenges and successes at our last Handwork Meet-Up.



## Monday Meet-Ups

9:30 - 11:00 am on Zoom

Calling all Members! Our monthly Zoom Meet-Ups have become THE place to share your current projects, get new ideas, and catch up with fellow needle arts enthusiasts. Lots of Show & Tell and open discussion. Share your latest project (especially your progress on workshop projects!), ask for advice on a challenging project, say "hello" face-to-face (almost) with old friends.

**NOTE to NEW MEMBERS:** This is a great opportunity to connect with other members and learn more about NSNG.

- **Mon, May 9 – Handwork** (including embroidery, needlework, embellishment and beading)
- **Mon, May 16 – Knitting and Crochet**
- **Mon, May 23 – Open Topic and Quilting**

Email [meetups@nsng.org](mailto:meetups@nsng.org) to receive a Zoom link and if you have questions.





## Service Notes

Thank you for the Quilts for Valor blocks, placemats for Meals on Wheels, pillowcases, lap quilts, Days for Girls items, and contributions of fabric and time. You make a difference in the lives of so many!

The May In-Person Meeting will feature kits for lap quilts for you to take home and finish. Please consider taking a kit or two to finish over the summer. These lap quilts will be distributed to residents of nearby nursing homes. Days for Girls items will be available to take home and complete. Each item we finish contributes to someone's comfort.

Visit our website for more information:

[www.nsn.org/communityservice](http://www.nsn.org/communityservice)

– Service Chair, **Gretchen Alexander**  
[gretchen.alexander@sbcglobal.net](mailto:gretchen.alexander@sbcglobal.net)

## “Colorful Zentangle Art” Virtual Mini-Workshop with Sandy Frydman

• Wednesday, May 11, 2022 • 10:00 am - Noon • \$10 Fee

Zentangle doodling will be the building blocks for your composition. No prior experience is necessary. If you have previous experience with Zentangle, this class will enhance your previous knowledge. We will discuss the types of pens and markers that work best on a variety of papers. Drawing and coloring may also be done directly on fabric that can be used to create quilting patterns for a sampler or quilt.

Prior to the class I will email participants some examples and a work sheet to practice on before or during class. All you need to get started are a pencil, eraser and a few sheets of paper.

• For additional information, and to sign up for the **Colorful Zentangle Art VIRTUAL Mini-Workshop**, send an email to **Sandy Frydman**, [ssfrydman@gmail.com](mailto:ssfrydman@gmail.com), and to Mini-Workshop Chair, **Elizabeth Guillette**, [ekguillette@gmail.com](mailto:ekguillette@gmail.com)

Would you like to **TEACH A MINI-WORKSHOP** for our Guild?  
 Contact Elizabeth Guillette for details, [ekguillette@gmail.com](mailto:ekguillette@gmail.com).

## Board Nominations

Here are the nominees for NSNG Board positions for 2022 - 2023:

- **President - Jan Harrington**
- **2nd VP, Program Chair - Nancy Nicholson**
- **Member Challenge - Penny Burns**

We also welcome **Shari Pontillo** who will fill the vacant Hospitality chair. All members attending the May 3rd General meeting, both in person and on Zoom, will vote on this slate of nominations. Position changes will take effect after the May 17, 2022 Board meeting.

– Nominating Committee  
 Cindy Heineman  
 Cynthia Boudreau



## Illinois Quilters Inc. Raffle Quilt

Nona Flores will be selling tickets for the 2022 IQI Raffle Quilt, “A New Leaf for Retired Ties” at the May NSNG meeting where it will be displayed. The leaves are upcycled silk ties on a black/deep blue background. The quilt is 103" by 81" with custom quilting by Sue DiVarco. Tickets are \$1 apiece, or 6 for \$5, cash or check made out to IQI accepted. The drawing will take place shortly after the Fine Art of Fiber in November; the winner need not be present to win.

Funds raised underwrite IQI's education program of speakers and workshops.

Those unable to attend the May meeting who want the opportunity to win this beautiful quilt can mail a check made out to IQI with your name, email and phone to: Sue Sweeney, 1829 Elm Avenue, Northbrook, IL 60062 and Sue will fill out your tickets for you and send you a photo as proof of completion. Contact Sue at [sweener87@comcast.net](mailto:sweener87@comcast.net) if you have questions.

**SIGN UP TO ATTEND MAY 3rd IN-PERSON MEETING!**

Gloria Dei restricts our meeting room to a limited number of persons. The list of attendees will be formed on a FIRST COME, FIRST SERVED basis. Please contact **Janet Tuzzolino, [jmtuzz@gmail.com](mailto:jmtuzz@gmail.com)**, to put your name on the **in-person attendance list**.

Proof of vaccination and proper wearing of a mask will be necessary to gain admittance. For those members choosing to remain virtual, the meeting will also be held on Zoom.

## Artist Hillary Waters Fayle

Hillary Waters Fayle received a MFA in Craft/Material Studies from Virginia Commonwealth University, and a BFA from Buffalo State College. She is an Assistant Professor and directs the fiber program at Virginia Commonwealth University and has previously taught at Penland School of Craft (NC), the Appalachian Center for Craft (TN), the Mediterranean Art & Design Program (Italy), and Yasar University (Turkey). Her work has been widely exhibited



and was recently on view at the Visions Art Museum in CA, the Lamont Gallery in Exeter, NH and Hashimoto Contemporary in NYC. Her work is in the permanent collections of the Burchfield Penney Art Center in Buffalo, NY, the Kalmthout Arboretum & Botanical Gardens in Belgium, The US Embassy in Sri Lanka and public installation in collaboration

with the AKG Museum can be seen year round in Buffalo, NY.

*Artist's Statement:* I believe there is a strong relationship between the land and our interior landscapes. When we are connected to the land, we're connected to ourselves, and one another. I bring together materials and processes that express the union of humanity and the physical world. Whether stitching, drawing, planting seeds, or harvesting, my hands echo the gestures made by thousands of hands over thousands of years and I feel connected to the lineage of people working with textiles, plants and the land.

• **Website:** [www.hillarywfayle.com](http://www.hillarywfayle.com)



**LECTURE: Tuesday, May 3 • 9:30 am**  
*Pursuit of Wonder*

Artist Hillary Waters Fayle, most known for her embroidery on botanical materials, will walk us through her journey and inspirations. Fayle's practice is grounded in sustainability and focuses on the connection between people, plants and the land. This talk will offer a sneak peek into her conceptual motivations and process. Learn about how she chooses and prepares her materials, which techniques are most effective, and the variety of ways her designs evolve with the ultimate goal of offering a sense of wonder.



**WORKSHOP:**

***Embroidering the Unexpected* Fee: \$195**

- **Tues, May 3:** 1:00 pm - 4:00 pm
- **Wed, May 4:** 9:30 am - 4:00 pm
- **Thurs, May 5:** 9:30 am - 4:00 pm

In this course we'll be walking through some ideas on how to choose an interesting or unexpected material to embroider on. Materials hold meaning in our lives, and by introducing an unexpected material for a thread to interact with, you can really change what your work is saying and how you relate to it. We'll go over steps to prepare these materials for stitching and how to transfer sketches or designs onto a chosen object or material. We'll experiment with lots of different types of non-traditional materials and by the end of the course you'll have stitchwork samples on a collection of unexpected or unusual materials of your choice. No matter your level of experience, this workshop should provide an exciting challenge.

**This workshop is full.**



## Quilt Artist and Designer Jane Sassaman

After a varied career in the design world, Jane Sassaman of Harvard, Illinois, began to quilt in 1980. She found that these “soft paintings” satisfied the draftsman, the craftsman and the artist in her. Consequently, she is now a dedicated (some say “obsessed”) quilt artist and fabric designer.

Her art quilts have been shown in many national and international exhibits, including Quilt National 1989 through 2005 and Contemporary American Quilts, the first major exhibit of American art quilts in England. Her quilt “Willow” (shown below) was named as One of the One Hundred Best American Quilts of the Century.



Jane is also the author of “The Quilted Garden.” The book includes twenty years of her work and exercises for making nature-inspired quilts.



Jane’s love for historic decorative arts can be seen in all facets of her work, but it is especially evident in the exuberant


fabric she is currently designing for FreeSpirit. Her designs are oversized and colorful and have been coined as “William Morris on anti-depressants.”

“I try to express the energy and mystery of our amazing universe—from the miraculous beauty of a single blossom to the complicated powers of the soul.”

Her fabrics are created for quilts, wearables and home decorating. Her latest book, *Patchwork Sassaman Style*, beautifully illustrates her fabric “in action.”

When she is not fondling and designing fabric in the studio, she is on the road teaching quilting classes, sketching in the garden or browsing through her wonderful library of design books.

• **Website:** [www.janesassaman.com](http://www.janesassaman.com)



Illinois 2021 quilt (above) and “Lively Totem.”



### \* IN-PERSON WORKSHOP: *Totem of Life* Fee: \$295

- **Tues, June 7:** 9:00 am - 4:00 pm
- **Wed, June 8:** 9:00 am - 4:00 pm
- **Thurs, June 9:** 9:00 am - 4:00 pm
- **Fri, June 10:** 9:00 am - 4:00 pm

In this workshop we will stylize some of your favorite characters in nature and arrange them into an interlacing appliquéd fabric collage, a colorful and graphic “Totem of Life.”

Come to class with a chosen “theme” to help organize your ideas. For example, you could pick “Autumn” as your theme. Your characters could be fall leaves, moths, chrysanthemums and a harvest moon. Or your theme could be Butterflies and Flowers, Ocean Life or even The Planets.

Then you will collect photos and prints of the characters that are candidates for your composition. From these we will stylize (simplify and exaggerate) each object so they can be made as graphic fabric shapes for appliqué. Your composition will evolve as your shapes begin to “play off” one another.

This is a perfect way to learn my appliqué and construction techniques, but also a chance to make a uniquely personal project.

**\* LOCATION FOR THIS WORKSHOP:**  
**Kingswood United Methodist Church, Room 114**  
**401 W. Dundee Road, Buffalo Grove, IL**

**To register, fill in the Summer Seminar registration form and email to Janet Tuzzolino, [jmtuzz@gmail.com](mailto:jmtuzz@gmail.com).**

If you wish to pay by credit card, let Janet know and you will receive a payment link (3% fee will be added).

If you wish to pay by check, mail to the address on the form. Registrations are accepted in the order in which they are paid.


Visit our website – [www.nsn.org](http://www.nsn.org) – for registration forms and supply lists.

## Book Artist and Printmaker Mary Uthappuru



From her home studio in Bloomington, Indiana, Mary Uthappuru creates artist books, bindings, boxes, and prints inspired by science, literature, and nature. With a fascination in life's mysteries, a yearning for adventures great and small, and a novel constantly at hand, she draws viewers into her work with play and layers of meaning. Her work often features woodblock prints, paste papers, drawn and painted elements, and occasionally electronics.

• Website: [www.springleafpress.com](http://www.springleafpress.com)




### IN-PERSON WORKSHOP at Gloria Dei:

**Field Box**      Fee: \$325 (Includes kit)

- **Wed, June 15:**      9:30 am - 4:00 pm
- **Thurs, June 16:**    9:30 am - 4:00 pm
- **Fri, June 17:**      9:30 am - 4:00 pm

Together we will create what I like to call a field box – a structure that houses the supplies we might like on an adventure with room to store things we might find along the way. In this workshop, we will create a fun customizable lidded box that will utilize many box making techniques. Over the first two days, we will construct the box itself and on the final day, we will create a journal/sketchbook that can be stored inside. Students will also have the option to continue modifying the box interior. Project size is approximately 9" x 6" x 2.5."

Students are encouraged to bring natural artifacts, drawings, or materials that will help inform the look of their project. Materials will be provided for the workshop project, and additional tools and materials will be available for purchase.



To register, fill in the Summer Seminar registration form and email to Janet Tuzzolino, [jmtuzz@gmail.com](mailto:jmtuzz@gmail.com).

If you wish to pay by credit card, let Janet know and you will receive a payment link (3% fee will be added).

If you wish to pay by check, mail to the address on the form. Registrations are accepted in the order in which they are paid.

Visit our website – [www.nsn.org](http://www.nsn.org) – for registration forms and supply lists.



Registration opens on May 3rd for Sept - Feb workshops



## Designer Debbie Maddy

Debbie Maddy is the owner-designer for Tiori Designs and Calico Carriage Quilt Designs. Debbie is also a fabric designer for Moda Fabrics. Debbie's first love has always been fiber of all sorts. She has been and still is an avid garment seamstress as well as quilter. She has enjoyed most of the crafts using a needle and thread to include embroidery, applique, needlepoint, pulled thread and drawn-thread work. Debbie has been quilting over 35 years, pattern designing for 15 years and teaching/lecturing internationally for 20 years. She has been featured on national television, in magazines as well as online classes.



Debbie's most recent endeavors have been in the world of fabric and fiber dyeing of all kinds but most specifically Shibori and indigo dyeing. In order to learn to try and master the shibori and indigo dyeing techniques to the best of

her abilities, she has studied under some of the most prestigious artists in Japan, England and the US. She has studied with indigo dyers from Nigeria and Mali and is always reading about shibori techniques. She will never be a 'master' shibori artist or indigo dyer but loves the entire process. In order to learn from the original masters, Debbie has traveled to Japan for two extended trips for study. She has been taught how to pleat, fold and stitch for Katano shibori. On her last trip she was very fortunate to see the art by Mokohiko Katano. Debbie has studied with a master katazome dyer. While in Japan she was taught all methods of shibori except itajime.

At home in her studio Debbie does all the necessary and very time consuming stitching, folding and wrapping of the fabrics. She then dyes the fabrics in natural indigo vats. After the fabric is finished, it is sent to Japan to a mill owned by Japanese people to be reproduced in the highest standards.

• Website:  
[www.debbiemaddy.com](http://www.debbiemaddy.com)



### LECTURE: Tuesday, September 6, 9:30 am (CDT) *Itajime, Arashi, Nui, Kumo and Beyond*

Debbie Maddy will use a combination of a slide presentation and trunk show. She will explain the concept of Shibori and show examples of many of the different techniques. Her slide presentation will be of her experiences in Japan, England and the US. She will also show a collection of hand dyed fabrics and quilts made from Shibori fabrics.

### WORKSHOP: *Shibori/Indigo Dyeing* FEE: \$295

Tues, September 6: 1:00 pm – 4:00 pm (CDT)

Wed, September 7: 9:30 am – 4:00 pm (CDT)

Thurs, September 8: 9:30 am – 4:00 pm (CDT)

The workshop will start with a brief explanation of Shibori and indigo dye. The explanation of different kinds of indigo vats; natural, synthetic and pre-reduced. We will make a pre-reduced indigo vat and a natural indigo vat. She will then explain Itajime Shibori and demonstrate the folding and clamping of fabric. She'll demo some marble wrapping and other fun techniques. After working with the fabrics and dyeing, she will explain and demo simple stitching techniques for stitched designs. She will also give a brief explanation of Arashi Shibori and demos on more than one way to fold and wrap the fabrics on the pole for unique designs.

See page 14 for registration information and policies. Visit our website – [www.nsong.org](http://www.nsong.org) – for registration forms and supply lists.





## Quilt Artist Irene Roderick

Irene Roderick has been an artist all her life, mostly painting and crafting. She raised 4 sons, while working in retail and administration. She returned to school at the age of 46, earning a BFA from the University of Texas at Austin and a MFA from the California Institute of the Arts in 2001. She began quilting



in 2016 after she retired from her Administrative position at UT Austin. She was searching for a new creative endeavor and happened on the 'modern' quilts of Nancy Crow and Gwen Marsten. She had never had any experience with quilting, so she took a beginning piecework class at a local quilt store and was hooked.

Her work has been exhibited throughout the United States and

is included in private and museum collections. In 2019 she received the Emerging Artist Award at Quilt National, 2nd place finishes at QuiltCon2019 in the Improv category and in the 2-Color Challenge Category. She was awarded first place in the Improv category at QuiltCon 2020.

In 2021, she was awarded a Juror's Choice Award at the Quilts=Art=Quilts Exhibition and the "In The Abstract" award in Visions Museum's Quilt Visions 2021. Three of Irene's quilts

were in QuiltCon 2022 and she has been chosen as a juror for Quilt National 2023.

Irene loves making "functional" art. She considers her quilts paintings using fabric as her medium.

• Website: [www.ireneroderick.com](http://www.ireneroderick.com)

**LECTURE: Tuesday, October 4, 9:30 am (CDT)**

***Dancing with the Wall: Improv Quilting Irene-Style***

Irene didn't start quilting until 2016, and shortly thereafter she stumbled on improvisation as her preferred method of creating textile art. She has now finished over 100 quilts. In her lecture she will share her origin story and the many different iterations that her explorations have taken.



**WORKSHOP: *Dancing with the Wall: Quick Step***  
**FEE: \$140**

**Thurs, October 6: 9:30 am – 4:00 pm (CDT)**

**Fri, October 7: 9:30 am – 4:00 pm (CDT)**

Using only two contrasting colors, learn how to construct the individual components used to make an improv Irene-style quilt. Discover how fun it is to make many types of stripes, triangles, squares and curves in new and original ways. You will take home a 20-24" pillow top or mini-quilt ready to quilt as well as all the techniques to jump into a full-size improv quilt.



See page 14 for registration information and policies. Visit our website – [www.nsng.org](http://www.nsng.org) – for registration forms and supply lists.



# Fiber Artist Lisa Binkley

Lisa Binkley holds a B.S. in Textiles & Design from the University of Wisconsin-Madison and a Master's in Urban Planning from the University of WI-Milwaukee. Formerly a public policy analyst, she has maintained an active fiber art studio since 2000 and has been teaching fiber art



workshops since 2007. Her award-winning artwork has been selected for national and international exhibitions such as the American Quilters' Society, the International Quilt Association, CraftForms to name a few. Lisa and her artwork have been featured on local and national television and in internationally distributed books and magazines. Her art is represented in public, private and corporate collections. She enjoys sharing her passion

for fiber art through her artwork, classes and lectures. She teaches throughout the U.S. and Internationally. She and her husband, Ed live in the woods of Madison, WI. with 2 young adult children and their big fluffy dog.

• Website: [www.lisabinkley.com](http://www.lisabinkley.com)

## VIRTUAL LECTURE: Tuesday, November 1, 9:30 am (CT) *Continuous Threads*

Lisa will show slides of the many art pieces she has made. She will talk about her development as a fiber artist. In addition to talking about her inspiration, she will talk about the various techniques she uses in her pieces. Lisa will focus on the many ways our lives feed our creative process and can be the inspiration for our work as stitchers.

## \* IN-PERSON WORKSHOP: *In the Boro Spirit* FEE: \$195


Wed, November 16: 1:00 pm – 4:00 pm (CT)

Thurs, November 17: 9:30 am – 4:00 pm (CT)

Fri, November 18: 9:30 am – 4:00 pm (CT)

Boro mending, kantha cloth, the Quilts of Gee's Bend. Each of these evokes images of old, worn fabrics, simply but beautifully stitched for a new purpose out of need and salvaged cloth. Born of necessity in diverse cultures worldwide, contemporary fiber artists can learn much from these traditions both technically and aesthetically. In the workshop we explore the traditions that created these textiles and then look to them for inspiration in creating new works of fiber art.

Beginning with pieces of old fabrics-vintage linens, pieces of worn jeans, even bits of blankets or tattered garments-we select, curate, layer, and hand stitch them into new looks and new life. Techniques explored include non-traditional hand piecing and applique, hand quilting with heavier threads, inclusion of repurposed embellishments such as shirt buttons and beads from old jewelry, as well as design considerations in creating our compositions. This workshop is a meditative blend of history, hand work, repurposing, and art making. Some hand stitching experience is helpful, but this class is suitable for all levels.



\* Workshop Location:  
Kingswood United Methodist Church, Room 114  
401 W. Dundee Road, Buffalo Grove, IL

See page 14 for registration information and policies. Visit our website – [www.nsng.org](http://www.nsng.org) – for registration forms and supply lists.



## Book Artist Shawn Sheehy

Shawn Sheehy has been teaching book arts courses and workshops on the national level for over 20 year, including stops at the Center for Book Arts, San Francisco Center for the Book, MCBA, Penland, Arrowmont, FOBA, Pyramid Atlantic, and PBI. His broadsides and artist book editions have been collected by such prestigious institutions as Stanford, Carnegie Mellon, University of Chicago, Library of Congress, UCLA and Harvard. He has created two trade pop-up book: *Welcome to the Neighborhood* (2015) and *Beyond the Sixth Extinction* (2018). Both were published by Candlewick Press and won numerous awards. He holds a Book Arts MFA from Columbia College Chicago.



• Website: [www.shawnsheehy.com](http://www.shawnsheehy.com)

**VIRTUAL LECTURE: Tuesday, Jan 3, 2023, 9:30 am (CT)**  
***A Crafted Tour of Local Ecology***

Shawn's pop-up books frequently explore the ecology of communities of wild creatures. Taking a novelty-book approach to story-tell permits Sheehy to incorporate word, image, and 3D-structure. This approach also provides a useful tool for gentle environmental politics. Sheehy will discuss both the conceiving and executing of work in this lively presentation.

**VIRTUAL WORKSHOP: *Native Wildflowers Pop-Up Book***  
**FEE: \$175 (includes kit)**

- Tues, January 3:**  
1:00 pm – 4:00 pm (CT)
- Wed, January 4:**  
9:30 am – 4:00 pm (CT)
- Thurs, January 5:**  
9:30 am – 4:00 pm (CT)



Jump-start you 2023 garden dreams by building this bound collection of sculpted paper blooms. Kitted with a pre-cut collections of color cardstock, you will fold and glue a dozen native wildflowers. Using boxes from your own recycling bin, you will assemble your structures into an elegant long stitch binding. There will be extensive conversation about tools, materials, technique, contemporary trade pop-up books, and ideas for further study. No previous experience is necessary.



## Nature Artist Leslie Marsh

Leslie Marsh is driven by her love of nature and a fascination for cultural and family history. Using metal, stones and vintage findings, she forges relic-like book covers that call to mind medieval treasure bindings created during the Middle Ages. Leslie also spends a lot of time experimenting with the marks left by leaves on paper or fabric. The resulting botanical prints form signature wrappers used in most of her work and in the bags that hold her books. Leslie lives in Topsail Beach, North Carolina, with the man of her dreams and their dog.



• Website: [www.leslie-marsh.com](http://www.leslie-marsh.com)

**VIRTUAL LECTURE: Tuesday, Feb 7, 2023, 9:30 am (CT)**  
***The Duck, The Dog, and the Dollar***

We never know where the paths in life will lead us, but a little positive reinforcement never hurts. During this presentation, Leslie will share examples of her work and talk about how following her passions and curiosity led to a late-in-life so-called career in art.

**VIRTUAL WORKSHOP: *Woven Impressions – Nature Printed Book of Wonders***  
**FEE: \$135**

- Tues, Feb 7: 1:00 pm – 4:00 pm (CT)**
- Wed, Feb 8: 9:30 am – 4:00 pm (CT)**
- Thurs, Feb 9: 9:30 am – 4:00 pm (CT)**

Combining methods of mark making using leaves and other natural materials, and then building on bookbinding techniques that have been used for thousands of years, Leslie will share with you the steps for making a beautiful hand-printed and bound book during this workshop.




You will learn the addictive art of brayer printing to create the nature-printed pages that fill this 5" x 7" leather-covered book. You will also learn two binding techniques to stitch and then weave the spine of this stunning and unique book.

While circumstances don't allow for students to ecodye leather themselves, Leslie will provide a piece of printed leather for the cover in students' kits and discuss the process used to create it.

See page 14 for registration information and policies. Visit our website – [www.nsn.org](http://www.nsn.org) – for registration forms and supply lists.





## Painter and Joomchi Artist Jiyoung Chung

Jiyoung Chung is an internationally known Joomchi artist, painter and freelance writer who shows her works nationally and internationally. She has developed an innovative method for utilizing a traditional Korean method of papermaking called Joomchi into contemporary art form.

Jiyoung (BFA, Painting from RISD, and MFA, Print/Media from Cranbrook Academy of Art) has had numerous solo shows in Korea, USA, Australia, France, Finland, Romania and UK. In 2010, she curated the International Korean/American Joomchi show for European Patchwork Meeting in France, which later toured in Korea and in the US. She authored a 'How-to' book titled, "Joomchi and Beyond." In 2012 she was awarded a "Award of Excellence" by the American Craft Council/Baltimore show and the Adrianna Farrelli Prize, "Excellence in Fiber Art," Philadelphia Museum of Art Craft Show.

She has taught Joomchi at various institutions such as the Rhode Island School of Design (RISD), Univ. of Minnesota, Penland School of Craft, Arrowmont School of Craft, Haystack School



of Craft and Snowfarm, among many others.

Joomchi is a 500 year old Korean paper-making technique that uses water to seal several layers of thin handmade paper together to form a single strong sheet. Jiyoung Chung has brought her unique artistic sensibility to this medium. Her colorful and rich textural paper collages read as poetic statements or narratives and have an appealing cloth-like texture. Chung likes to think of the Joomchi paper-bonding process as 'air stitching,' or 'capturing the whispers of womens' stories' in the layering of the papers.

She finds Joomchi-making both an expressive and a meditative process.

The layering process of Joomchi has significance for Chung – "It's like life," she says, "Through hardships we become stronger, just as the paper does. In the process of breaking down and forming new bonds, the paper becomes stronger." – excerpt from "Joomchi & Beyond" by Jiyoung Chung.

• **No website at this time.**

### **LECTURE: Tuesday, March 7, 9:30 am (CT)** ***Joomchi and Beyond***

This lecture offers participants the opportunity to become acquainted with its history, practice and role in Korean society, as well as reinterpreted adaptations into contemporary art form; surface design, collage, new way of drawing, wearable, unconventional body ornament or sculptural object: 2-D & 3-D either functional or fine art oriented.

### **\* IN-PERSON WORKSHOP: *Why Not Joomchi* FEE: \$TBA**

**Tues, March 7: 1:00 pm – 4:00 pm (CT)**

**Wed, March 8: 9:30 am – 4:00 pm (CT)**

**Thurs, March 9: 9:30 am – 4:00 pm (CT)**

In this workshop you will learn how to make this unique Korean traditional way of making textured handmade paper by using water and eager hands. The terminology originated from "making a Joomoney (pouch or pocket)." It creates strong and textural surfaces. As it is worked, the surface becomes more elegant like leather. It can be made into self-standing or suspended sculpture. Joomchi is a new way of creating trays, lanterns, clothing, shoes, purses, etc.

**\* Registration dates will be decided after our August Board meeting. Stay tuned!**



# Artist Sarah Chapman

A studio jeweler and educator for over twenty-five years, Sarah Chapman's professional background is a hybrid of academic, studio art, and education studies at Northeastern Illinois University combined with an ongoing love for self-directed exploration of metalsmithing through research




and workshops. Sarah grew up in Chicago and currently lives and works in Minneapolis.

Chapman makes hand-fabricated metal jewelry (shown below), aesthetically merging the industrial and natural worlds with an emphasis on functionality. Each piece is carefully

considered and built, from the initial design process, to roller-printing patterns onto sheets of metal, using different techniques for forming, and finally, to incorporating stones and oxidizing the final pieces of jewelry.

While Chapman's work continues to be inspired by architecture and by nature as architect she is currently exploring forms and building processes of ancient sea vessels and the vast colors, forms and shapes of jellyfish and other sea creatures.

• Website: [www.chapmanmetals.com](http://www.chapmanmetals.com)



## LECTURE: Tuesday, April 4, 9:30 am (CT) *Constructing Time and Place*

Sarah Chapman will discuss how the limitations of time and place formed the foundations of her art practice and the evolution of her body of work. Early teaching experiences introduced and reinforced the idea that it is possible to create thoughtful well-made art with limited tools and a limited workspace. Sarah will also talk about key experiences in places/spaces that have inspired past bodies of work and continue to inspire her current work.



## \* IN-PERSON WORKSHOP: *Hydraulic Press Workshop: Metal Sampler Quilt* FEE: \$TBA

**Tues, April 11:** 1:00 pm – 4:00 pm (CT)  
**Wed, April 12:** 9:30 am – 4:00 pm (CT)  
**Thurs, April 13:** 9:30 am – 4:00 pm (CT)

Through a combination of demonstration and practice, this fast-paced workshop will introduce participants to creating form and texture in metal with the hydraulic press to create a "sampler quilt." Participants will learn how to achieve results not easily accomplished with any other methods by using the hydraulic press to experiment with techniques such as embossing, pillowing, bending and die-cutting. Participants can display their sampler quilt as a sculptural metal wall hanging. We will discuss how these techniques can easily be used to create wearable pieces as well.

Workshop participants will learn to utilize mechanical or "cold connections" that require just a few tools and no soldering. Cold connections will be used to "piece" our metal quilt together, fasten metal layers to one another, and incorporate found objects like beads and shells. We will cover several categories of cold connections such as wire wrapping, mushroom rivets, tube rivets, stitching, staples, and using miniature nuts and bolts. Patina chemicals will also be available.

While this is an introductory level workshop, some fundamental metalwork experience is recommended. Skills needed to satisfactorily complete the project include the ability to use a jeweler's saw frame and prior experience with filing metal.

\* Workshop Location to be announced.

*\* Registration dates will be decided after our August Board meeting. Stay tuned!*





## Textile Artist Barbara Schneider

Barbara Schneider began a second career as a textile artist in 1996 when she discovered the pleasure of working with cloth, paint, dye and thread. Her interest in the Japanese concept of Wabi-Sabi strongly influences all of her art. Her current work is exploring aspects of conservation and environmental issues. She has an extensive background in surface design and teaches as well as exhibits nationally and internationally. Her artwork is in many private

and public collections including the International Quilt Center, the National Quilt Museum and the McHenry County College permanent collection. Her studio is at The Starline Factory in Harvard, IL.



Barbara is an amazingly accomplished artist, and has completed many series including: “Observations: Walking in Wonder” – a series of twenty-seven hand-stitched artworks, each piece based on a particular McHenry County Conservation District site. (Boger Bog Conservation Site shown at left). Ultimately all of her series are about reflection – whether physical, mental or emotional. It is what she does throughout her work process as well as what she hopes viewers do as they look at the completed work.



• **Artist’s Statement:** My on-going interest in the Japanese concept of Wabi-Sabi, finding beauty in things that are imperfect, impermanent and incomplete is at the core of all of her artwork. I like to capture the essence of images made of light and movement, images that are infinitely variable. What does the eye see? What does the camera see? What does the mind see?

• **Websites:** [www.barbaraschneider-artist.com](http://www.barbaraschneider-artist.com)  
[www.artclothnetwork.com](http://www.artclothnetwork.com); [www.saqa.com](http://www.saqa.com)

### LECTURE:

**Tuesday, May 2, 9:30 am (CT)**  
***Walking in Wonder:***  
***Observation, Creativity***  
***and Nature***

Barbara’s current work is focused on creating art that explores nature, conservation and the environment. The lecture will take you for a ‘walk’ through the development of several projects. She will show how she makes use of observation to create large, shaped artwork that take us deeper into nature or that give you a better understanding of the environmental changes that have changed Illinois over the past two centuries. The work helps her understand the natural world in new ways. She hopes you will see with new eyes at the end of the presentation.

### IN-PERSON WORKSHOP: *Creativity Through Nature: Shaping Dimensional Artwork*

**FEE: \$TBA**

**Tues, May 2: 1:00 pm – 4:00 pm (CT)**

**Wed, May 3: 9:30 am – 4:00 pm (CT)**

**Thurs, May 4: 9:30 am – 4:00 pm (CT)**

The workshop will concentrate on teaching a variety of techniques using Fosshape and Lutrador to create dimensional artwork. We will also explore a limited number of other materials that can be shaped, sewn, painted and formed in various ways.

During the workshop, Barbara will be creating rocks and tree bark fragments as a way of demonstrating techniques. You may want to do the same or follow your own ideas for creating nature based dimensional shapes or something else entirely.

You will learn to create supports for your work, various ways of shaping the Fosshape with heat, stitching, burning, stretching and anything else you can think of.

We will also paint, stitch, and add other elements to finish the work in various ways.

***\* Workshop registration dates will be decided after our August Board meeting. Stay tuned!***



# NSNG Workshop Policies & Registration Information

**Workshop Registration Forms** are available on our website: **NSNG.org**

Registration for Sept 2022 - Feb 2023 workshops will open on May 3rd.

In order to register for these, please renew your membership for the 2022-23 year.

Direct all inquiries to Workshop Registrar – **Janet Tuzzolino, [jmtuzz@gmail.com](mailto:jmtuzz@gmail.com), 847-707-1739**

- Registrants must have a fully paid NSNG membership and a current Participant Agreement on file in order to qualify for the member price for a workshop.
- Workshop Registration is made available to NSNG membership before being made open to the general public.
- The number of participants in a workshop is determined by the instructor and is not open to NSNG's discretion.

#### **Non-Members:**

- A non-member must pay an additional \$20 fee and have a current Participant Agreement on file.

#### **WORKSHOP REGISTRATION PROCEDURE:**

- Prior to registering for the workshop of one's choosing, it is best to contact the Workshop Registrar to be certain there is an open spot in the class. Even so, this can change quickly, as others sign up.
- **Space in the workshop cannot be guaranteed or held without payment.**

#### **Registration Form:**

- The registration form is on the website or available from the Workshop Registrar
- The online form is fillable and printable. The registrant needs to fill out the form and send it to the Workshop Registrar either by mail or email.
- If a printer is not available to the registrant, the Workshop Registrar can mail a hard copy, upon request. This will result in a delay in registration and available space may be filled prior to receipt by the Workshop Registrar.

#### **Payment:**

- Cash: in person only
- Check: in person or by mail to the Workshop Registrar
- Credit Card:\* in person or the Workshop Registrar will notify the Treasurer and a Square invoice will be sent to the registrant. Once the payment has been received, the Treasurer will notify the Workshop Registrar that payment has been made.

*\*A processing fee, (percentage of the charge), will be included in the credit card payment.*

#### **Supply Lists**

- Supply lists and logistics information are sent out about a month in advance of the workshop.

#### **Waiting List:**

- In the event that all spaces in a workshop are filled, a waiting list will be started for that workshop; there is no charge to be on the waiting list.
- A potential registrant on the waiting list will be contacted if a registrant wants to sell their spot in the workshop.

#### **Reimbursement:**

- In the event that all spaces in the workshop were filled between the time when the member checked availability and payment was made, the Workshop Registrar will contact the registrant.
  - If the payment was made by check, the check will be returned to the registrant or destroyed, per the registrant's instructions.
  - If the payment was by check and included payment for multiple workshops, a new check or credit card payment for the correct amount must be issued by the registrant. The original check will be returned to the registrant or destroyed, per the registrant's instructions. While waiting for the new payment, the remaining workshop registration(s) will be considered "paid" and the registrant's spot(s) will be held. If new payment is not received within a reasonable period of time, the spot(s) will be released.
  - If the payment was made by credit card, the Treasurer will issue a credit card refund.

#### **Refunds:**

- **NSNG does not issue refunds if the registered participant chooses not to, or is unable to, attend the workshop.**
- The registrant may sell their spot to the next person on the waiting list for that workshop.
  - **The sale must be transacted through the Workshop Registrar**
  - Contact the Workshop Registrar, who will notify the waiting list member(s), in order, that the spot is available to purchase and to whom payment should be made.
  - Once contact information has been shared, it is the responsibility of the currently registered participant to get payment and notify the Workshop Registrar that payment has been received.
  - Registration is complete, once payment has been made to the original registered participant, and the registration form and current Participant Agreement is on file.
- In the event that there is no waiting list for the workshop, no refund is available.



President	<b>Luan Wold</b>	847-644-4705	luanwold@gmail.com
1st Vice-President	<b>Maggie Weiss</b>	847-571-1385	msmaggie6@comcast.com
2nd Vice-President	<b>Melanie Terasaki</b>	847-491-6448	granzyme@aol.com
Secretary	<b>Sylvia Dresser</b>	847-945-6095	sylviadresser@gmail.com
Treasurer	<b>Cindy Oppenheimer</b>	847-722-9561	cb_bus@comcast.net
Membership Co-Chair	<b>Cynthia Boudreau</b>	630-240-9445	cboudreau@gmail.com
Membership Co-Chair	<b>Dee McKenna</b>	224-381-3609	djbwmck@att.net
Workshop Registrar	<b>Janet Tuzzolino</b>	847-707-1739	jmtuzz@gmail.com
Mini-Workshop Chair	<b>Elizabeth Khoodikians-Guillette</b>	708-386-6004	ekguillette@gmail.com
Publicity Chair	<b>Frances Krueger-Jackson</b>	773-784-8766	fran@franniesfelts.com
Member Challenge	<b>Susan Kenyon</b>	847-680-3162	slkenyon@aol.com
Special Events Chair	<b>Tricia Baldwin</b>	847-650-7908	baldwintricia2@gmail.com
Fine Art of Fiber Chair	<b>Nona Flores</b>	847-951-0814	ncflores52@gmail.com
FAOF Assistant Chair	<b>Valerie Koppenhaver</b>	224-522-3000	koppenhaver@comcast.net
FAOF Assistant Chair	<b>Bill Keller</b>	773-610-7005	bkforge@sbcglobal.net
Newsletter Editor	<b>Jan Harrington</b>	847-965-6935	janqharrington@gmail.com
Service Chair	<b>Gretchen Alexander</b>	847-257-2507	gretchen.alexander@sbcglobal.net
Webmaster	<b>Valerie Koppenhaver</b>	224-522-3000	koppenhaver@comcast.net
Past President	<b>Penny Burns</b>	312-590-1646	pburns@jbosh.com

## NSNG Membership Information

In order to register for workshops and to receive newsletters & Zoom links for meetings, your membership must be current. Our membership year runs August 1 - July 31 each year. The 2022-23 Membership Registration form is on our website.

- **APPLY FOR MEMBERSHIP:** Contact membership co-chair Cynthia Boudreau for an application or download one from our website. Submit your membership application:
- By Mail: Print out the **2-page** 2022-23 membership renewal and participation form. **Complete BOTH PAGES** and mail with a check for \$50 made payable to NSNG.
- Online: **Step 1:** Fill out **BOTH PAGES** of the membership and participation form and email to Cynthia Boudreau.  
**Step 2:** Pay online \$52.00 (**Yes, there are 2 steps**)
- Photo update for our directory: If you want to add or update your photo, it must be emailed as a jpg to Cynthia (printed photos cannot be submitted).
- Updates: If any of your contact information (address, phone, email) has changed, please let us know.

- **MEMBERSHIP DIRECTORY:** The annual digital directory includes names and contact info for all members, calendars, NSNG By-Laws and other information about our Guild. The revised 2021-2022 directory was sent out this spring. Updates are sent as needed. Next year's will be sent in the fall.
- Please contact Cynthia if you have a change of address, phone or email address.

– Membership Co-Chair, **Cynthia Boudreau**,  
30W391 Pinehurst Drive, Naperville, IL 60563  
[Cboudreau391@gmail.com](mailto:Cboudreau391@gmail.com), 630-240-9445

**NSNG**

*Loose Ends &  
Gathered Threads*

The newsletter of the North Suburban NeedleArts Guild is published monthly (except for the summer). A digital copy is sent out via email a few days before each meeting. It's also available on our website.

**Our June issue will be sent out the end of May.  
(Submission deadline: May 20)**

Please contact Newsletter Editor **Jan Harrington** with Show & Tell, announcements or corrections:  
[janqharrington@gmail.com](mailto:janqharrington@gmail.com)

**WEBSITE: [www.nsng.org](http://www.nsng.org)**

**INSTAGRAM:**

**@needleartschicago**

**#northsuburbanneedleartsguild**

**FACEBOOK:**

**North Suburban NeedleArts Guild**