

Happy Spring!

I'm betting we've all done it recently – taken a deep breath and exhaled fully. Spring is coming and relief is in sight (in more ways than one). The snow has melted and the birds and squirrels are chasing each other around.

I cleaned my studio yesterday (the rest of the house will have to wait!) after finishing a project and it felt so good. I have no creative agenda at the moment; the slate is clean and the possibilities again are endless and open ended. I will not pressure myself to create, but pause to let inspiration unfold along with the plants and flowers. In the meantime, I will sit with my face tilted to the sun.

– **Luan Wold, NSNG President**

Spring Calendar

Guild meetings are held on **Tuesday mornings at 9:30 am (Central Time)**. Zoom invitations will be sent by email.


DETAILS INSIDE & ON OUR WEBSITE: www.nsn.org

- **April 5:** Zoom Guild Meeting and lecture by bead artist **Betty Stephan: Beaded Collars: Start to Finish.** Virtual Workshop April 6 - 7
- **May 3:** In-Person Guild Meeting and lecture by embroidery artist **Hillary Waters Fayle: Pursuit of Wonder.** In-Person Workshop May 3 - 5

MONDAY MEET-UPS:
9:30 - 11:00 am

- **April 11:** Hand work
- **April 18:** Knit and Crochet
- **April 25:** Open Topic & Quilting

Email meetups@nsng.org to receive a Zoom link to attend.



SEPT • **Shibori/Indigo Dyeing with Debbie Maddy**



OCT • **Improv Quilting with Irene Roderick**



NOV • **Boro Stitching with Lisa Binkley**

Workshops and Artists for 2022-23

Melanie Terasaki has lined up a wonderful and diverse group of artists and designers for the coming year. Registration for September 2022 through February 2023 will open after our May 3rd meeting. Be sure to renew your membership before signing up! Spring 2023 will be announced in the fall.

• **See pages 6 - 9 for details!**



JAN • **Pop-Up Book with Shawn Sheehy**



FEB • **Nature Printed Book with Leslie Marsh**



Donna Sweeney

My sister is moving and I offered to make her a quilt to celebrate her new home . . . she requested a Halloween quilt. I used the book *Modern Blocks* compiled by Suzanne Woods for inspiration.

Barbara Schneider

An article about my work is published in the February issue of the German magazine, *Patchwork Professional*. The article focuses on the various artwork that I have created under the theme of Wabi-Sabi. I am excited to have my work seen in Germany, Europe and in the US!

I just got an Award of Excellence in the About Faces exhibit at Webster gallery in Webster Grove, Missouri. The piece is "Beautiful Faces, Goddess with Flowers in Her Hair." Also, I have a piece, "Line Dance, Tree Ring Patterns, var. 25" selected for the SAQA Haven exhibit which opens this fall at the International Quilt festival.



Julie Rivera

I learned so much in the Rosalie Dace workshop in January. Here is my Matisse color study from his painting, "Interior: Flowers and Parakeets." Liz Zwiener did a color study from a different painting and it really inspired me to try. I had never done a color study like this trying to pair down a painting into line, shape and color with fabric swatches.



Slate of Board Nominations

Here are the nominees for NSNG Board positions for 2022 - 2023:

- **President - Jan Harrington**
- **2nd VP, Program Chair - Nancy Nicholson**
- **Member Challenge - Penny Burns**


All members attending the May General meeting (May 3rd), both in person and on Zoom, will vote on this slate of nominations. Position changes will take effect after the May 17, 2022 Board meeting.

Nominating Committee -

- Cindy Heineman
- Cynthia Boudreau

Liz Zwiener

Here are two of my small color pieces that I started during Rosalie's workshop. Matisse was a master of color and I enjoyed trying to distill his paintings into quick studies. So much fun – and still in process!





1st Place: Debby Henning
for Denim Boro Jacket



2nd Place: Donna Koranek
for "Picture of Grace" Doll



3rd Place: Regina Telinski for
"One Man's Trash, Another
Mouse's Treasure" Mobile

Creative Recycling Challenge Winners!

Thank you to everyone who participated and voted in our 2021-2022 Member Challenge. The thirteen entries included a wide variety of items showing creative ways to recycle "stuff."

May "Creative Recycling" help you see the art value of more items in our everyday life. I have a couple containers of things I was going to get rid of and now, once again, I call them art supplies. Happy Creativity!
— Susan Lutz Kenyon, Member Challenge

"I'm so excited and thankful that I won the Member's Challenge this year. I have never won a contest so it was very exciting news. Thank you to the members that voted for my Denim Boro Jacket. It really was a big surprise!"
— Debby Henning

"I'm so pleased people enjoyed my ballerina girl and voted for it. I've always loved this kind of work and appreciate being recognized for it. It started with finding an air filter at the Goodwill store that I knew would make the perfect ballerina skirt and just developed from there. It's fun to see things come together with the odd bits I have on hand. Thanks again for your support!"
— Donna Koranek

"I had a lot of fun participating in the creative recycling challenge and making this mobile! The challenge had me thinking outside the box and inspired me to create a sculpture very distinct from the needle felting that I usually do. This project has really changed my perspective on what is considered art and has expanded my imagination when it comes to needle felting. Ultimately, this challenge was a great lesson on how art can be environmentally conscious in a world struggling with issues such as climate change."
— Regina Telinski

The Fine Art of Fiber Fashion Show needs your help

The Great Wear Fashion Show at the Fine Art of Fiber has been widely enjoyed for many years. Not only is it a beautiful and inspirational compilation of fiber techniques, it is also a wonderful outlet for artists to sell their beautiful creations at the show.

We are asking you to actively promote artist participation in the Great Wear Fashion Show for November 2022. The entry form with instructions and deadlines will be on the FAOF website. This is not a juried show. It is a member show and everyone who makes garments is encouraged to apply. Items in the show are typically for sale to the public.

We are also looking for people to help. For

many years, three people have coordinated this show. Behind the scenes people help with individual tasks and day-of-show work, including obtaining entries, recruiting models, two days of model fittings, order of show and commentary. We would like anyone who may be interested to join us. New people bring new perspectives, new ideas and new energy.

For questions and info, please contact:

- Kay Lange (630-747-4281)
kayclange@aol.com
- Virginia Reisner (630-661-2723)
vreisner@sbcglobal.net
- Faye Ryan (773-263-8076)
Fayeryan1415@gmail.com

Service Notes

Donna Sweeney and Marcia Hartnell brought Quilts of Valor blocks and placemats for Meals on Wheels to the March meeting (see below).

Jeanette Page, Marcia Hartnell, Candice Rich, and Bettie Westcott meet regularly to sew for NSNG service projects. They recently finished 134 pillow cases and 48 lap and baby blankets. Thank you ladies for all you do.

Helping Ukraine

The news reports of the Russian invasion into Ukraine have been unsettling to watch and read. Naturally we want to do something to ease the suffering. Many options will pop up by simply searching "Quilters for Ukraine."

Other resources include:

- Pat Sloan offers a free pattern for a star quilt block and asks for a donation to UNICEF to help the children of Ukraine.
- #QuiltersStandForUkraine or scroll down the home page of her blog for details:

<https://blog.patsloan.com/>

- Visit the Interweave website for projects for knitters and beaders:
<https://www.interweave.com/article/knitting/artists-for-peace-helping-ukraine/>
- For more ideas, contact **Gretchen Alexander**, gretchen.alexander@sbcglobal.net.



A sampling of 9" x 12" placemats for Meals on Wheels made by Donna Sweeney and Marcia Hartnell. For details on how to contribute to this project – and others – see the March 2022 newsletter or visit our website:
www.nsng.org/communityservice

Bead Artist Betty Stephan

Betty Stephan's beading classes are focused on learning but at the same time are relaxed and a lot of fun! Her years of beading and teaching experience and the detailed, illustrated instructions provide the guidance needed to finish her beautiful class projects. She has



won numerous international awards for her bead embroidered collars including Bead Dreams, Bead Star and Battle of the Beadsmith. Betty's work has been published in many books and magazines.

Betty teaches throughout the year, from Detroit to France – and anywhere in between! When not travelling or designing jewelry in her Western New York studio, Betty and her husband travel around the country in their little teardrop camper - fully equipped to bead as she goes!

ZOOM LECTURE: Tuesday, April 5 • 9:30 am

Beaded Collars: From Start to Finish

Betty Stephan has created more than 100 large beaded collars (see sample below) over the years - each of them one-of-a-kind. She will present images of many of these in her slide presentation, as well as snap shots of people trying them on at art shows. Although the collars are large, it is important to Betty that they be wearable- and these photos are examples of that.

Betty will also present process pictures illustrating the creation of these pieces – from the gathering of components to the many “trial and error” layouts, as well as discussing pitfalls. Amusing background stories about the collars will fill out the lecture.

- Website: bettystephan.com



ZOOM WORKSHOP 1:

Renaissance Tapestry Cuff *Fee: \$125

- Wed, April 6 9:30 am - 4:00 pm

Using an embroidered ribbon as a base, this bracelet is easy and fun to make. Flowers woven with a combination of shaped beads are attached to the base. Then, using the ribbon as a pattern, it is embellished with bead embroidery. Some of the design on the ribbon shows through, giving this cuff an intricate and textured look without being difficult. The edging is embellished with Super Duo beads and seed beads. The beautiful “slide on” clasp gives the cuff a seamless appearance. The class will cover how to attach a ribbon to a base, then embellish it with both bead embroidery and bead weaving. Various bead embroidery stitches will be covered, as well as creating a unique edging embellishment. There will be lots of bead embroidery tips shared also.



* Workshop fees include one bead kit and set of instructions. Class participants will be contacted and choose a colorway beforehand.

ZOOM WORKSHOP 2:

What's Your Point? Necklace *Fee: \$115

- Thurs, April 7 9:30 am - 4:00 pm

Bead embroidery forms this smallish pendant necklace. It uses 2 different bezel techniques, and mixes several sizes and shapes of beads. A woven neck chain completes the necklace.

These workshops are full.

SIGN UP TO ATTEND MAY 3rd IN-PERSON MEETING!

Gloria Dei restricts our meeting room to a limited number of persons. The list of attendees will be formed on a FIRST COME, FIRST SERVED basis. Please contact **Janet Tuzzolino, jmtuzz@gmail.com**, to put your name on the **in-person attendance list**.

Proof of vaccination and proper wearing of a mask will be necessary to gain admittance. For those members choosing to remain virtual, the meeting will also be held on Zoom.

Artist Hillary Waters Fayle

Hillary Waters Fayle received a MFA in Craft/Material Studies from Virginia Commonwealth University, and a BFA from Buffalo State College. She is an Assistant Professor and directs the fiber program at Virginia Commonwealth University and has previously taught at Penland School of Craft (NC), the Appalachian Center for Craft (TN), the Mediterranean Art & Design Program (Italy), and Yasar University (Turkey). Her work has been widely exhibited



and was recently on view at the Visions Art Museum in CA, the Lamont Gallery in Exeter, NH and Hashimoto Contemporary in NYC. Her work is in the permanent collections of the Burchfield Penney Art Center in Buffalo, NY, the Kalmthout Arboretum & Botanical Gardens in Belgium, The US Embassy in Sri Lanka and public installation in collaboration

with the AKG Museum can be seen year round in Buffalo, NY.

Artist's Statement: I believe there is a strong relationship between the land and our interior landscapes. When we are connected to the land, we're connected to ourselves, and one another. I bring together materials and processes that express the union of humanity and the physical world. Whether stitching, drawing, planting seeds, or harvesting, my hands echo the gestures made by thousands of hands over thousands of years and I feel connected to the lineage of people working with textiles, plants and the land.

• **Website:** www.hillarywfayle.com



LECTURE: Tuesday, May 3 • 9:30 am
Pursuit of Wonder

Artist Hillary Waters Fayle, most known for her embroidery on botanical materials, will walk us through her journey and inspirations. Fayle's practice is grounded in sustainability and focuses on the connection between people, plants and the land. This talk will offer a sneak peek into her conceptual motivations and process. Learn about how she chooses and prepares her materials, which techniques are most effective, and the variety of ways her designs evolve with the ultimate goal of offering a sense of wonder.



WORKSHOP:

***Embroidering the Unexpected* Fee: \$195**

- **Tues, May 3:** 1:00 pm - 4:00 pm
- **Wed, May 4:** 9:30 am - 4:00 pm
- **Thurs, May 5:** 9:30 am - 4:00 pm

In this course we'll be walking through some ideas on how to choose an interesting or unexpected material to embroider on. Materials hold meaning in our lives, and by introducing an unexpected material for a thread to interact with, you can really change what your work is saying and how you relate to it. We'll go over steps to prepare these materials for stitching and how to transfer sketches or designs onto a chosen object or material. We'll experiment with lots of different types of non-traditional materials and by the end of the course you'll have stitchwork samples on a collection of unexpected or unusual materials of your choice. No matter your level of experience, this workshop should provide an exciting challenge.

This workshops is full.

Registration opens in May for Sept - Feb workshops



Designer Debbie Maddy

Debbie Maddy is the owner-designer for Tiori Designs and Calico Carriage Quilt Designs. Debbie is also a fabric designer for Moda Fabrics. Debbie's first love has always been fiber of all sorts. She has been and still is an avid garment seamstress as well as quilter. She has enjoyed most of the crafts using a needle and thread to include embroidery, applique, needlepoint, pulled thread and drawn-thread work. Debbie has been quilting over 35 years, pattern designing for 15 years and teaching/lecturing internationally for 20 years. She has been featured on national television, in magazines as well as online classes.




Debbie's most recent endeavors have been in the world of fabric and fiber dyeing of all kinds but most specifically Shibori and indigo dyeing. In order to learn to try and master the shibori and indigo dyeing techniques to the best of

her abilities, she has studied under some of the most prestigious artists in Japan, England and the US. She has studied with indigo dyers from Nigeria and Mali and is always reading about shibori techniques. She will never be a 'master' shibori artist or indigo dyer but loves the entire process. In order to learn from the original masters, Debbie has traveled to Japan for two extended trips for study. She has been taught how to pleat, fold and stitch for Katano shibori. On her last trip she was very fortunate to see the art by Mokohiko Katano. Debbie has studied with a master katazome dyer. While in Japan she was taught all methods of shibori except itajime.

At home in her studio Debbie does all the necessary and very time consuming stitching, folding and wrapping of the fabrics. She then dyes the fabrics in natural indigo vats. After the fabric is finished, it is sent to Japan to a mill owned by Japanese people to be reproduced in the highest standards.

• Website:
www.debbiemaddy.com



LECTURE: Tuesday, September 6, 9:30 am (CDT) *Itajime, Arashi, Nui, Kumo and Beyond*

Debbie Maddy will use a combination of a slide presentation and trunk show. She will explain the concept of Shibori and show examples of many of the different techniques. Her slide presentation will be of her experiences in Japan, England and the US. She will also show a collection of hand dyed fabrics and quilts made from Shibori fabrics.

WORKSHOP: *Shibori/Indigo Dyeing* FEE: \$295


Tues, September 6: 1:00 pm – 4:00 pm (CDT)

Wed, September 7: 9:30 am – 4:00 pm (CDT)

Thurs, September 8: 9:30 am – 4:00 pm (CDT)

The workshop will start with a brief explanation of Shibori and indigo dye. The explanation of different kinds of indigo vats; natural, synthetic and pre-reduced. We will make a pre-reduced indigo vat and a natural indigo vat. She will then explain Itajime Shibori and demonstrate the folding and clamping of fabric. She'll demo some marble wrapping and other fun techniques. After working with the fabrics and dyeing, she will explain and demo simple stitching techniques for stitched designs. She will also give a brief explanation of Arashi Shibori and demos on more than one way to fold and wrap the fabrics on the pole for unique designs.

See page 10 for registration information and policies. Visit our website – www.nsng.org – for registration forms and supply lists.



Quilt Artist Irene Roderick

Irene Roderick has been an artist all her life, mostly painting and crafting. She raised 4 sons, while working in retail and administration. She returned to school at the age of 46, earning a BFA from the University of Texas at Austin and a MFA from the California Institute of the Arts in 2001. She began quilting



in 2016 after she retired from her Administrative position at UT Austin. She was searching for a new creative endeavor and happened on the 'modern' quilts of Nancy Crow and Gwen Marsten. She had never had any experience with quilting, so she took a beginning piecework class at a local quilt store and was hooked.

Her work has been exhibited throughout the United States and

is included in private and museum collections. In 2019 she received the Emerging Artist Award at Quilt National, 2nd place finishes at QuiltCon2019 in the Improv category and in the 2-Color Challenge Category. She was awarded first place in the Improv category at QuiltCon 2020.

In 2021, she was awarded a Juror's Choice Award at the Quilts=Art=Quilts Exhibition and the "In The Abstract" award in Visions Museum's Quilt Visions 2021. Three of Irene's quilts

were in QuiltCon 2022 and she has been chosen as a juror for Quilt National 2023.

Irene loves making "funtional" art. She considers her quilts paintings using fabric as her medium.

• Website: www.ireneroderick.com

LECTURE: Tuesday, October 4, 9:30 am (CDT)

Dancing with the Wall: Improv Quilting Irene-Style

Irene didn't start quilting until 2016, and shortly thereafter she stumbled on improvisation as her preferred method of creating textile art. She has now finished over 100 quilts. In her lecture she will share her origin story and the many different iterations that her explorations have taken.



WORKSHOP: *Dancing with the Wall: Quick Step*

FEE: \$130

Thurs, October 6: 9:30 am – 4:00 pm (CDT)

Fri, October 7: 9:30 am – 4:00 pm (CDT)

Using only two contrasting colors, learn how to construct the individual components used to make an improv Irene-style quilt. Discover how fun it is to make many types of stripes, triangles, squares and curves in new and original ways. You will take home a 20-24" pillow top or mini-quilt ready to quilt as well as all the techniques to jump into a full-size improv quilt.



See page 10 for registration information and policies. Visit our website – www.nsn.org – for registration forms and supply lists.

Fiber Artist Lisa Binkley

Lisa Binkley holds a B.S. in Textiles & Design from the University of Wisconsin-Madison and a Master's in Urban Planning from the University of WI-Milwaukee. Formerly a public policy analyst, she has maintained an active fiber art studio since 2000 and has been teaching fiber art



workshops since 2007. Her award-winning artwork has been selected for national and international exhibitions such as the American Quilters' Society, the International Quilt Association, CraftForms to name a few. Lisa and her artwork have been featured on local and national television and in internationally distributed books and magazines. Her art is represented in public, private and corporate collections. She enjoys sharing her passion

for fiber art through her artwork, classes and lectures. She teaches throughout the U.S. and Internationally. She and her husband, Ed live in the woods of Madison, WI. with 2 young adult children and their big fluffy dog.

• Website: www.lisabinkley.com

VIRTUAL LECTURE: Tuesday, November 1, 9:30 am (CT) *Continuous Threads*

Lisa will show slides of the many art pieces she has made. She will talk about her development as a fiber artist. In addition to talking about her inspiration, she will talk about the various techniques she uses in her pieces. Lisa will focus on the many ways our lives feed our creative process and can be the inspiration for our work as stitchers.

*IN-PERSON WORKSHOP: *In the Boro Spirit* FEE: \$195


Wed, November 16: 1:00 pm – 4:00 pm (CT)

Thurs, November 17: 9:30 am – 4:00 pm (CT)

Fri, November 18: 9:30 am – 4:00 pm (CT)

Boro mending, kantha cloth, the Quilts of Gee's Bend. Each of these evokes images of old, worn fabrics, simply but beautifully stitched for a new purpose out of need and salvaged cloth. Born of necessity in diverse cultures worldwide, contemporary fiber artists can learn much from these traditions both technically and aesthetically. In the workshop we explore the traditions that created these textiles and then look to them for inspiration in creating new works of fiber art.

Beginning with pieces of old fabrics-vintage linens, pieces of worn jeans, even bits of blankets or tattered garments-we select, curate, layer, and hand stitch them into new looks and new life. Techniques explored include non-traditional hand piecing and applique, hand quilting with heavier threads, inclusion of repurposed embellishments such as shirt buttons and beads from old jewelry, as well as design considerations in creating our compositions. This workshop is a meditative blend of history, hand work, repurposing, and art making. Some hand stitching experience is helpful, but this class is suitable for all levels.



*Workshop Location: Kingswood United Methodist Church, 401 W. Dundee Road, Buffalo Grove, IL

See page 10 for registration information and policies. Visit our website – www.nsn.org – for registration forms and supply lists.

Book Artist Shawn Sheehy

Shawn Sheehy has been teaching book arts courses and workshops on the national level for over 20 year, including stops at the Center for Book Arts, San Francisco Center for the Book, MCBA, Penland, Arrowmont, FOBA, Pyramid Atlantic, and PBI. His broadsides and artist book editions have been collected by such prestigious institutions as Stanford, Carnegie Mellon, University of Chicago, Library of Congress, UCLA and Harvard. He has created two trade pop-up book: *Welcome to the Neighborhood* (2015) and *Beyond the Sixth Extinction* (2018). Both were published by Candlewick Press and won numerous awards. He holds a Book Arts MFA from Columbia College Chicago.



• Website: www.shawnsheehy.com

VIRTUAL LECTURE: Tuesday, Jan 3, 2023, 9:30 am (CT) *A Crafted Tour of Local Ecology*

Shawn's pop-up books frequently explore the ecology of communities of wild creatures. Taking a novelty-book approach to story-tell permits Sheehy to incorporate word, image, and 3D-structure. This approach also provides a useful tool for gentle environmental politics. Sheehy will discuss both the conceiving and executing of work in this lively presentation.

VIRTUAL WORKSHOP: *Native Wildflowers Pop-Up Book* FEE: \$175 (includes kit)

Tues, January 3:
1:00 pm – 4:00 pm (CT)
Wed, January 4:
9:30 am – 4:00 pm (CT)
Thurs, January 5:
9:30 am – 4:00 pm (CT)



Jump-start you 2023 garden dreams by building this bound collection of sculpted paper blooms. Kitted with a pre-cut collections of color cardstock, you will fold and glue a dozen native wildflowers. Using boxes from your own recycling bin, you will assemble your structures into an elegant long stitch binding. There will be extensive conversation about tools, materials, technique, contemporary trade pop-up books, and ideas for further study. No previous experience is necessary.



Nature Artist Leslie Marsh

Leslie Marsh is driven by her love of nature and a fascination for cultural and family history. Using metal, stones and vintage findings, she forges relic-like book covers that call to mind medieval treasure bindings created during the Middle Ages. Leslie also spends a lot of time experimenting with the marks left by leaves on paper or fabric. The resulting botanical prints form signature wrappers used in most of her work and in the bags that hold her books. Leslie lives in Topsail Beach, North Carolina, with the man of her dreams and their dog.



• Website: www.leslie-marsh.com

VIRTUAL LECTURE: Tuesday, Feb 7, 2023, 9:30 am (CT) *The Duck, The Dog, and the Dollar*

We never know where the paths in life will lead us, but a little positive reinforcement never hurts. During this presentation, Leslie will share examples of her work and talk about how following her passions and curiosity led to a late-in-life so-called career in art.

VIRTUAL WORKSHOP: *Woven Impressions – Nature Printed Book of Wonders* FEE: \$135

Tues, Feb 7: 1:00 pm – 4:00 pm (CT)
Wed, Feb 8: 9:30 am – 4:00 pm (CT)
Thurs, Feb 9: 9:30 am – 4:00 pm (CT)

Combining methods of mark making using leaves and other natural materials, and then building on bookbinding techniques that have been used for thousands of years, Leslie will share with you the steps for making a beautiful hand-printed and bound book during this workshop.

You will learn the addictive art of brayer printing to create the nature-printed pages that fill this 5" x 7" leather-covered book. You will also learn two binding techniques to stitch and then weave the spine of this stunning and unique book.

While circumstances don't allow for students to ecodye leather themselves, Leslie will provide a piece of printed leather for the cover in students' kits and discuss the process used to create it.



See page 10 for registration information and policies. Visit our website – www.nsn.org – for registration forms and supply lists.

NSNG Workshop Policies & Registration Information

Workshop Registration Forms are available on our website: **NSNG.org**

Registration for Sept 2022 - Feb 2023 will open in May.

In order to register, please renew your membership for the 2022-23 year.

Direct all inquiries to Workshop Registrar – **Janet Tuzzolino, jmtuzz@gmail.com, 847-707-1739**

- Workshop Registration is made available to NSNG membership before being made open to the general public.
- Registrants must have a fully paid NSNG membership and a current Participant Agreement on file in order to qualify for the member price for a workshop.
- The number of participants in a workshop is determined by the instructor and is not open to NSNG's discretion.

Non-Members:

- A non-member must pay an additional \$20 fee and have a current Participant Agreement on file.

WORKSHOP REGISTRATION PROCEDURE:

- Prior to registering for the workshop of one's choosing, it is best to contact the Workshop Registrar to be certain there is an open spot in the class. Even so, this can change quickly, as others sign up.
- **Space in the workshop cannot be guaranteed or held without payment.**

Registration Form:

- The registration form is on the website or available from the Workshop Registrar
- The online form is fillable and printable. The registrant needs to fill out the form and send it to the Workshop Registrar either by mail or email.
- If a printer is not available to the registrant, the Workshop Registrar can mail a hard copy, upon request. This will result in a delay in registration and available space may be filled prior to receipt by the Workshop Registrar.

Payment:

- Cash: in person only
- Check: in person or by mail to the Workshop Registrar
- Credit Card:* in person or the Workshop Registrar will notify the Treasurer and a Square invoice will be sent to the registrant. Once the payment has been received, the Treasurer will notify the Workshop Registrar that payment has been made.

**A processing fee, (percentage of the charge), will be included in the credit card payment.*

Supply Lists

- Supply lists and logistics information are sent out about a month in advance of the workshop.

Waiting List:

- In the event that all spaces in a workshop are filled, a waiting list will be started for that workshop; there is no charge to be on the waiting list.
- A potential registrant on the waiting list will be contacted if a registrant wants to sell their spot in the workshop.

Reimbursement:

- In the event that all spaces in the workshop were filled between the time when the member checked availability and payment was made, the Workshop Registrar will contact the registrant.
 - If the payment was made by check, the check will be returned to the registrant or destroyed, per the registrant's instructions.
 - If the payment was by check and included payment for multiple workshops, a new check or credit card payment for the correct amount must be issued by the registrant. The original check will be returned to the registrant or destroyed, per the registrant's instructions. While waiting for the new payment, the remaining workshop registration(s) will be considered "paid" and the registrant's spot(s) will be held. If new payment is not received within a reasonable period of time, the spot(s) will be released.
 - If the payment was made by credit card, the Treasurer will issue a credit card refund.

Refunds:

- **NSNG does not issue refunds if the registered participant chooses not to, or is unable to, attend the workshop.**
- The registrant may sell their spot to the next person on the waiting list for that workshop.
 - **The sale must be transacted through the Workshop Registrar**
 - Contact the Workshop Registrar, who will notify the waiting list member(s), in order, that the spot is available to purchase and to whom payment should be made.
 - Once contact information has been shared, it is the responsibility of the currently registered participant to get payment and notify the Workshop Registrar that payment has been received.
 - Registration is complete, once payment has been made to the original registered participant, and the registration form and current Participant Agreement is on file.
 - In the event that there is no waiting list for the workshop, no refund is available.

| | | | |
|-------------------------|--|--------------|----------------------------------|
| President | Luan Wold | 847-644-4705 | luanwold@gmail.com |
| 1st Vice-President | Maggie Weiss | 847-571-1385 | msmaggie6@comcast.com |
| 2nd Vice-President | Melanie Terasaki | 847-491-6448 | granzyme@aol.com |
| Secretary | Sylvia Dresser | 847-945-6095 | sylviadresser@gmail.com |
| Treasurer | Cindy Oppenheimer | 847-722-9561 | cb_bus@comcast.net |
| Membership Co-Chair | Cynthia Boudreau | 630-240-9445 | cboudreau@gmail.com |
| Membership Co-Chair | Dee McKenna | 224-381-3609 | djbwmck@att.net |
| Workshop Registrar | Janet Tuzzolino | 847-707-1739 | jmtuzz@gmail.com |
| Mini-Workshop Chair | Elizabeth Khoodikians-Guillette | 708-386-6004 | ekguillette@gmail.com |
| Publicity Chair | Frances Krueger-Jackson | 773-784-8766 | fran@franniesfelts.com |
| Member Challenge | Susan Kenyon | 847-680-3162 | slkenyon@aol.com |
| Special Events Chair | Tricia Baldwin | 847-650-7908 | baldwintricia2@gmail.com |
| Fine Art of Fiber Chair | Nona Flores | 847-951-0814 | ncflores52@gmail.com |
| FAOF Assistant Chair | Valerie Koppenhaver | 224-522-3000 | koppenhaver@comcast.net |
| FAOF Assistant Chair | Bill Keller | 773-610-7005 | bkforge@sbcglobal.net |
| Newsletter Editor | Jan Harrington | 847-965-6935 | janqharrington@gmail.com |
| Service Chair | Gretchen Alexander | 847-257-2507 | gretchen.alexander@sbcglobal.net |
| Webmaster | Valerie Koppenhaver | 224-522-3000 | koppenhaver@comcast.net |
| Past President | Penny Burns | 312-590-1646 | pburns@jbosh.com |

NSNG Membership Information

In order to register for workshops and to receive newsletters & Zoom links for meetings, your membership must be current. The 2022-23 Membership Registration form is on our website.

- **APPLY FOR MEMBERSHIP:** Contact membership co-chair Cynthia Boudreau for an application or download one from our website. Submit your membership application:
 - By Mail: Print out the 2021-22 membership renewal and participation form and mail with a check for \$30 made payable to NSNG. (*The \$50 annual fee is reduced to \$30 for the remainder of the membership year, which ends on July 31, 2022.*)
 - Online: Step 1: Fill out the membership and participation form and email to Cynthia Boudreau.
Step 2: Pay online \$32.00 (Yes, there are 2 steps)
 - Photo update for our directory: If you want to add or update your photo, it must be emailed as a jpg to Cynthia (printed photos cannot be submitted).
 - New Information: If there is any NEW information, please check the box to let us know what has changed - address, phone, email, etc.
- **MEMBERSHIP DIRECTORY:** The annual digital directory includes names and contact info for all members, calendars, NSNG By-Laws and other information about our Guild. The 2021-2022 directory was sent out with the October newsletter. Updates are sent as needed.
- Please contact Cynthia if you have a change of address, phone or email address.

– Membership Co-Chair, **Cynthia Boudreau**,
30W391 Pinehurst Drive, Naperville, IL 60563
Cboudreau391@gmail.com, 630-240-9445

NSNG

*Loose Ends &
Gathered Threads*

The newsletter of the North Suburban NeedleArts Guild is published monthly (except for the summer). A digital copy is sent out via email a few days before each meeting. It's also available on our website.

**The May issue will be sent out in late April.
(Submission deadline is April 23)**

Please contact Newsletter Editor **Jan Harrington** with Show & Tell, announcements or corrections:
janqharrington@gmail.com

WEBSITE: www.nsng.org

INSTAGRAM:

@needleartschicago

#northsuburbanneedleartsguild

FACEBOOK:

North Suburban NeedleArts Guild