

NSNG Thanksgiving

November is the month for giving thanks and, next to my family, NSNG is near the top of my list. The last 18 months have been challenging in more ways than one, but also gratifying to see our guild adapt and survive amidst a changed landscape.

This is due to the efforts of our membership; to those with ideas and continued input of time and effort. Thank you for sticking with us and having patience with the technology gaffs that sometimes occur. Kind of ironic for a group that is focused on doing things by hand!

Some things may not return to the way they were before, but many of us will be “thankful” not to travel in January and February for lectures and workshops. In March, April, and May, we do intend to return to those in-person gatherings – if we can get our space secured. It may not look quite like it did in the past, but how wonderful it will be to see faces in the light of day and not in the shadows of screens, and to bathe in the joy of fellowship with other humans.

– Luan Wold, *NSNG President*



Fine Art of Fiber • Nov 5 - 7

Congratulations to all of our members who have pieces in the exhibit and the boutique! Be sure to attend the show and the Women’s Journey in Fiber exhibit: “Color, Emotion, Interaction, Energy.” The Fine Art of Fiber is hosted by NSNG, IQI (Illinois Quilters, Inc.) and the Weavers Guild of the North Shore. Work from all three organizations will be featured, with most items for sale.

• **Chicago Botanic Garden, November 5 - 7, open 10:00 am - 5:00 pm each day.** For more information, see page 2 or visit fineartoffiber.org.

NSNG 2021 - 2022 Calendar

Guild meetings are held on **Tuesday mornings at 9:30 am (Central Time)**. Zoom invitations will be sent by email.

DETAILS INSIDE & ON OUR WEBSITE: www.nsng.org

• **November 2:** Zoom Guild Meeting and lecture by quilter **Ellen Lindner: *Confessions of a Fabric Whisperer.*** Virtual workshop Nov 9 - 11

MONDAY MEET-UPS:

- **Nov 8:** Hand Work
- **Nov 15:** Knit & Crochet
- **Nov 22:** Open Topic & Quilting

VIRTUAL MINI-WORKSHOP:

- **Tues Nov 16** Crochet Wire Bracelets with **Shari Pontillo**


• **January 4:** Zoom Guild Meeting and lecture by quilt artist **Rosalie Dace: *Reflections on the Life of an Itinerant Artist.*** Virtual workshop Jan 5, 7, 10, 12 and 14.

• **February 1:** Zoom Guild Meeting and lecture by artist **Pierre Fouché: *Intuitive and Meditative Art Making.*** Virtual Workshop Feb. 2, 3, 4 and 7

• **March 1:** Guild Meeting and lecture by basket maker **Ann Coddington: *Contemporary Basketry.*** Workshop March 1 - 3

• **April 5:** Guild Meeting and lecture by bead artist **Betty Stephan: *Beaded Colors: Start to Finish.*** Workshop April 5 - 7

• **May 3:** Guild Meeting and lecture by embroidery artist **Hillary Waters Faylor.**



Workshop details to come.



Members of NSNG at the education table in 2019. To avoid crowding together, we will not have them this year.

The Show is Next Week!

It's November and that means it's time for the Fine Art of Fiber at the Chicago Botanic Garden, November 5 through 7. We hope to welcome many members and their guests to the show, and you'd be especially welcome if you could **volunteer for one of the remaining white glove sessions:**

- Friday 2:30-5 (1)
- Saturday 10-12:30 (2)
- Saturday 12:15-2:45 (2)
- Saturday 2:30-5 (2)
- Sunday 12:15-2:45 (3)
- Sunday 2:30-5 (2)

White glove volunteers greet guests, walk through the exhibit to answer questions and gently lift the corner of quilts if asked, and work at the quilt turning table.

Please contact me soon, ncflores52@gmail.com, and let me know the time slot you want and whether you need a parking pass mailed to you. (Warning: The Post Office has taken 2 weeks to deliver some passes.)

• **Some reminders about Garden policies:** If you are a Garden member OR if you have a green parking pass for the show, you may enter and park at the Garden at any time. *Non-members and non-volunteers should sign up in advance for a parking reservation on the Garden's website, www.chicagobotanic.org.* Per current State of Illinois Covid protocols, masks must be worn within any of the Garden's buildings. The Garden provides hand sanitizer stations at regular intervals.

Hope to see many of you in person at the beautiful Chicago Botanic Garden.

.- Fine Art of Fiber Chair,
Nona Flores,
ncflores52@gmail.com



Tricia Baldwin at the table in 2019.

Donate your Creative Work to the Silent Auction

Your marvelous creations are sought after items by visitors to the show. For the first time, this year the Silent Auction will have ample space to display your items without any crowding. Help make this the best array of NSNG member talent and craft. And remember, proceeds from Silent Auction sales support NSNG programs and workshops.

Bring your contributions to any of the convenient **DROP OFF SITES LISTED BELOW BY NOVEMBER 1st.** Please attach a donation form found in the FAOF section of the NSNG website. Contact Gretchen Alexander if you have any questions.

Thank you for supporting the Silent Auction!

- Service Chair, **Gretchen Alexander,**
gretchen.alexander@sbcglobal.net or 847-257-2507

Arlington Heights
Gretchen Alexander
1280 Village Drive,
Arlington Heights
847-257-2507
gretchen.alexander@sbcglobal.net

Niles - Chris Deering
7120 W Niles Ave. Niles
773-218-3768
chris@toldme.com

Buffalo Grove
Ronna Leibach
335 Willow Parkway,
Buffalo Grove
847-308-0975
bows23@gmail.com

Northbrook
Edrene Heiss
Edrene will be away Oct 23 - 30
4027 Bordeaux Drive
Northbrook
847-509-0644
ehaiss@comcast.net

Evanston - Nona Flores
1415 Oakton Street, Evanston
ncflores52@gmail.com

Northeast Chicago
Frances Krueger-Jackson
Please contact Frances first to make an appointment
773-784-8766
fran@franniesfelts.com.

Lake Zurich - Donna Koranek
613 Cortland Drive, Lake Zurich
847-738-9322
djpotter3@comcast.net

Wilmette
Jeanne Reed
422 Forest Avenue (a block from Lake Ave and Sheridan Rd.)
Wilmette
847-251-7973
jeannedreed@hotmail.com


Naperville
Cynthia Boudreau
30W391 Pinehurst Dr. Naperville
630-240-9445
CBoudreau391@gmail.com

Susan Couch

This is my piece for the Studio Art Quilt Associates (SAQA) 2021 Trunk Show. This tiny house can be found in a whimsical miniature village next to the photogenic Tom Kelly Bottle House in the ghost town of Rhyolite, Nevada. It is decorated with broken glass in many colors and the white plaster on the roof and chimney are broken and worn off. It is a piece of American history and the perfect subject for a tiny quilt in a traveling trunk show.

This quilt is made of cotton materials and various inks. Because it is a small quilt, most materials are repurposed from larger projects.

The image is my photograph modified in Photoshop and printed on cotton. Techniques are painting with Inktense pencils and free motion embroidery. Trapunto, detailed thread painting and quilting add texture, definition and depth to the scene.



Rona Pietrzak

This is the patch I'm creating for my EGA (Embroiders' Guild of America) Crazy Quilt correspondence course with J. M. Michler.

I'm really enjoying it and learning so much. Some firsts for me: applique; silk flowers; weaving stitches; using silk straw and other silk threads. I was drawn to this class because I love the flexibility of crazy quilting and because I'm interested in mixed media work. It gives me the opportunity to incorporate a bit of driftwood I found at the beach and a deconstructed bracelet from a favorite cousin.

I am excited to have found NSNG – as a place to explore and develop my skills, and especially as a community of fellow needlework lovers. *Thanks for taking me in!*

- EGA Website: <https://egausa.org>



MEET-UP MONDAYS!

9:30 - 11:30 am

- Nov 8: Hand Work
- Nov 15: Knit & Crochet
- Nov 22: Open Topic & Quilting

Our Virtual Meet-Ups are always a place where you can share your latest project, get ideas, ask for advice or just catch up with fellow needle arts enthusiasts. **Tricia Baldwin** coordinates our virtual meet-ups. Please email [Tricia at meetups@nsng.org](mailto:meetups@nsng.org) to receive an email invitation with Zoom link and if you have questions.

NSNG Hospitality Chair Needed

There is an opening on the NSNG Board for a Hospitality Chair beginning in January 2022.

- For in-person guests, the job entails contacting the artists prior to their visit to arrange for hotel stays and transportation during their visit and secure a "hostess" for the workshop to help with any needs during the class.
- For virtual lectures and classes, the job entails contacting the artists about their on-line needs and securing a "moderator" for the workshop, if required.
- Please contact **Luan Wold** if you are interested and for more information, luanwold@gmail.com, 847-644-4705

Contribute to SHOW & TELL!

We love to see your projects!

Email images and text to Newsletter Editor, Jan Harrington, janqharrington@gmail.com

And – as always – feel free to share your work at our monthly Guild meetings.

Crochet Wire Bracelet with Shari Pontillo

• Tuesday, November 16, 2021 • 9:30 - 11:30 am

With beads and wire, you will learn to crochet your own bracelet to match any outfit. With this quick project, you can whip up a new bracelet whenever you need a gift or a new piece of jewelry! Kits and instructions will be mailed to each participant; you will need to have your own crochet hook (H, I, or J) and something to cut wire. No prior knowledge of jewelry making is needed. Basic crochet skills are preferred.

\$20 fee includes kit – payable to Shari.

• For more information and to sign up for the Crochet Wire Bracelet VIRTUAL Mini-Workshop, send an email to **Shari Pontillo**, sharilynn@twistedfiberstudio.com and to Mini-Workshop Chair, **Elizabeth Guillette**, ekguillette@gmail.com



NSNG Member Challenge

The challenge is to create something new by incorporating an item that might get tossed in the recycle bin or thrown in the garbage or is “too nice to throw out” but has no use or has been in a box on a shelf for many years. Give the item a chance to serve another purpose.

The recycled item does not have to be needlework, but what you do with it DOES have to include needlework. Use your sewing needle, sewing machine, knitting needles, crochet hook or other needlework techniques. Use your favorite technique – or use them all – for at least 75% of the work.

What could you make with denim jeans if you cut them apart? How about that plastic dish or large bottle. Do you have some of your grandma’s hankies with embroidery or crocheted edges? What about the shoes in the donation bag in your garage?

Please notify Susan Kenyon if you will participate in the **CREATIVE RECYCLING CHALLENGE**. To participate and vote, please be sure your membership is current.

Pictures of finished pieces must be sent to Susan by **February 12, 2022**. Include your name, the name of the entry, what was recycled, and a description of techniques used. Members will vote for their favorite entry and results will be announced at the March 1st meeting.

NSNG workshop certificates will be awarded for \$100 First Place, \$75 Second Place, and \$50 Third Place.

– Member Challenge Chair
Susan Kenyon, slkenyon@aol.com

Felted Flowers with Natasha Leher-Lewis

• Wednesday, February 9, 2022 • 10:00 - 11:30 am

Join Natasha Lehrer Lewis for a fun virtual class! We’ll be making a felted flower together with lots of options for design and style. Perfect accessory for a winter hat or jacket. Supplies include enough fibers for a flower to make one during class and another later.

Zoom link for the class will be sent to you along with your supplies. **Fee is \$35** payable to Natasha.

Supplies included in fee:

- Choice of a Warm or Cool Palette of colors of merino wool
- Bubble wrap and Eucalan soap
- Beads and pre-threaded sewing needle!
- Shipped directly to you



You may order your supplies directly from Esther’s Place website: <http://www.estersplacefibers.com/teacher-products/nsng>

For additional information and to sign up for the Felted Flower VIRTUAL Mini-Workshop, send an email to **Natasha Lehrer Lewis**, natasha@estersplacefibers.com, and to Mini-Workshop Chair, **Elizabeth Guillette**, ekguillette@gmail.com

• Would you like to teach a mini-workshop to our Guild? Contact Elizabeth for details, ekguillette@gmail.com.

Quilt Artist Ellen Lindner

Ellen Lindner is a talented quilt artist and teacher, who is passionate about making fabric into art. She says, *"I make art for the pure joy of doing so!"*

Known for its strong contrasts and vivid colors, her art has been shown throughout the United States – and beyond – and has been commissioned by hospitals and published in magazines. She's been featured on Quilting Arts TV and has written two books and several magazine articles.



Her work is very diverse, ranging from pictorial still lifes to modernist abstracts. In addition to using commercial fabrics, Ellen has recently started dying much of her own fabric. This enlivens her pieces and gives her one more way to control the results. She works in a freeform collage style, while borrowing heavily from traditional quilt making techniques.

Entirely self-taught, Ellen has worked most of her adult life as a flight instructor. Now utilizing her teaching expertise at a lower altitude, she offers lectures and workshops in a variety of quilting areas – both in person, live online (via Zoom,) and online on-demand. These are always well received, since Ellen's enthusiasm for design, color, and experimentation is contagious!



ZOOM LECTURE: Tuesday, Nov. 2 • 9:30 am *Confessions of a Fabric Whisperer*

What do 750 pins, window screening, and paint have in common? They've all been used by Ellen Lindner in creative ways as she's made art quilts. Join her in an amusing accounting of some of the wacky things she's done over the years, some of them successful and some of them resulting in "rough drafts." She'll share with you why even the unsuccessful ones are useful and why she fearlessly embraces experimentation.



VIRTUAL WORKSHOP:

Design Your Own Nature Quilt. FEE: \$140

- **Tues, Nov 9:** 1:00 - 4:00 pm
- **Wed, Nov 10:** 9:30 am - 4:00 pm
- **Thurs, Nov 11:** 9:30 am - 4:00 pm

This class will help take the fear out of design. Using your own nature photo, you'll learn how to interpret that photo in fabric. Multiple group and solo exercises will give you the skills and confidence you need to start your own design. A raw edge collage technique will ensure maximum flexibility and speedy results.

NOTE: This workshop is full. To join the waiting list, contact Janet Tuzzolino, jmtuzz@gmail.com

*"I consider making art to be an adventure:
one filled with challenges, joys,
frustrations, and surges of adrenalin."*
– from Ellen's Website: adventurequilter.com

See page 13 for registration information and policies.
Visit our website – www.nsg.org – for registration forms and supply lists.
All meetings and workshops are Central Time.

Quilter Rosalie Dace

I am an artist who is passionate about design, color, pattern, and texture. My medium is quilting and I love looking at, feeling and working with fabric and other textiles. With a background in art and education, I teach classes in contemporary quilting.



My inspiration comes directly from the world around me and my life. I want to help my students feel excited by what they are able to do, and to develop a belief in their own abilities.

Living in Durban, South Africa gives me an exciting and colorful view of the world which I hope to share with anyone seeing my work or coming to my classes.

My classes are for class participants to have fun while they are learning, and to go beyond where they thought possible. In a non-threatening and respectful environment, I guide students to work in the direction of their own interest so that each person produces individual work within the general theme of the class. For this reason I do not usually provide patterns or kits. All classes however are supported by extensive visual material such as slides, pictures, books and actual examples of techniques and possible interpretation. As an art educator, I encourage students to develop a thorough knowledge of the elements of design and learn to apply these to the medium of quilting with confidence.

• Website: rosaliedace.net



Rosalie Dace used the 1948 painting by Matisse "Two Young Girls in a Coral Interior – Blue Garden" as an inspirational start for her quilt above, entitled "He Said What?" She added the Matisse goldfish to symbolize the conversation the women might have been having.

VIRTUAL WORKSHOP: *Matisse Magic*. FEE: \$105


- Wed, Jan 5: 9:00 am - Noon
- Fri, Jan 7: 9:00 am - Noon
- Mon, Jan 10: 9:00 am - Noon
- Wed, Jan 12: 9:00 am - Noon
- Fri, Jan 14: 9:00 am - Noon

(Due to 9 hr. time zone difference classes have to be spread out.)

Bring the magic of French painter Henri Matisse into your quilts as you work with large areas of joyful color and sensuous line. After discovering the variety of this celebrated artist's work, students will make a few paper cut-outs before starting a large color-filled composition. Emphasis will be on the use of large areas of pure color, curvilinear line, pattern and clear shapes, all exciting ideas to piece, appliqué or fuse in fabric. This is an ideal approach to simplifying design as well as responding to color, line and shape.

"What I dream of is an art of balance, purity and serenity, devoid of all troubling subject matter..."

– Henri Matisse



Artist Pierre Fouché

Pierre Fouché trained to be a sculptor, but he fell in love with thread early in his art career. Crochet was a gateway drug to bobbin lace for him around 2009, and today he introduces himself as a lacemaker. A mid-career creative crisis led him to explore new creative paths that led to an interest in intuitive and meditative art practices. This culminated in him making his debut as a painter in 2017 with a solo exhibition titled “Vreesaanjaende Verligting” (Fear- and Awe-Inspiring Relief). His formal meditation and painting practice subsequently started to inform his lace.

His work has been shown in Cape Town and beyond, forming a part of the exhibitions *Women’s work* (2016) and *Materiality* (2020) at the Iziko South African National Gallery, *Crafted: Objects in flux* at the Boston Museum of Fine Arts (2018), as well as the touring exhibition, *Queer Threads: Crafting Identity and Community*, first exhibited at the Leslie + Lohman Museum of Gay and Lesbian Art, New York (2015). His work is represented in the public collections of the Iziko South African National Gallery, The Norval Foundation (Cape Town) & the Artphilein Foundation, Switzerland. Fouché lives and works in Cape Town.



Website: pierrefouche.net

ZOOM LECTURE: Tuesday, Feb 1 • 9:30 am

Intuitive and Meditative Art-Making

Pierre’s lecture will focus on how these two approaches to creating inform and enrich both his studio practice and his art making. He’ll elaborate on the “theory” about drawing as a meditation practice, with an emphasis on the “non-striving” aspect of meditation that opens up a whole new dimension in drawing. Additionally, Pierre will also touch on the special place that the expressive mark & brushstroke have in art history.

Join us for this lecture and learn how the process of turning inward in reflection/contemplation might inform and enrich our work – in any medium – and how our mark making connects us to artists through the ages!

VIRTUAL WORKSHOP:

Meditative Drawing.

FEE: \$55

- **Wed, Feb 2:** 9:00 am - Noon
- **Thurs, Feb 3:** 9:00 am - Noon
- **Fri, Feb 4:** 9:00 am - Noon
- **Mon, Feb 7:** 9:00 am - Noon

In the four workshop sessions, you will be introduced to a variety of strategies to use drawing media and drawing techniques as a focal point for meditation, or as a supplemental haptic element to inform breathwork and body meditations. Each session will consist of a couple of drawing meditations. After each meditation, you’ll be given an opportunity to embellish on the results of that session, or to start a new drawing informed by the meditation and technique. This will be an opportunity for you to really slow down and to discover (or rediscover!) the simple joy of mark-making, and an aspect of creativity that is often underestimated - the play instinct.

You will learn to suppress the ego in your explorations of drawing media in order to invite your intuition to guide your creativity. This is no easy task! but a willingness to invest some time, and an open attitude to “see where this goes” will be rewarded with improved confidence in drawing, and a simple meditation “toolkit” that is useful in many other areas in your life.

See page 13 for registration information and policies.
Visit our website – www.nsg.org – for registration forms and supply lists.
All meetings and workshops are Central Time.

Basket Maker Ann Coddington

Ann Coddington is an internationally known studio artist, professor, and graduate coordinator at Eastern Illinois University Art Department. She has conducted numerous workshops and participated in various artist residency programs across the country and will teach in Australia in 2022.



Her work was featured in the book, *Rooted, Revived, Reinvented, Basketry in America*.

Artist's Statement: My artwork borrows the technique *twining* from the traditional craft of basketry to create a sculptural expression of my beliefs and experiences and how they are sensed by the body. I am intrigued by the process of – and differences between – feeling and knowing; body and mind. Ineffable memories held by the body are more potent, penetrating and enduring than those in the mind. My forms are actuated by this somatic memory in

conjunction with an investigation of the dichotomies: eternal and ephemeral, strength and fragility, masculine and feminine, free and captive, old and young, living and dead.

As the world becomes increasingly technological, my work moves in the opposite direction to the point where now I tie two pieces of string together, bend some sticks, form plaster in my hands, and mold clay.

Much of my current artwork pushes back against the world of increasingly complex technologies that, paradoxically, in an effort to connect us, instead separates and isolates us, removing us from authentic experience. The slow building of one stitch upon another exists within an ancient time frame, virtually un-experienced in the contemporary, digital society. My art is my voice, more than my words and in my work, feeling overshadows knowing.

Website: <https://ux1.eiu.edu/~abcoddington/portfolio/#>

LECTURE: Tuesday, Mar 1 • 9:30 am

Contemporary Basketry

Professor Ann Coddington will present a lecture on the origins and history of the fiber art movement, and how the field of contemporary basketry emerged in the 1960's. She will also discuss her work in relation to the movement.



WORKSHOP:

Sculptural Basketry

FEE: TBA

- **Tue, Mar 1:** 1:00 am - 4:00 pm
- **Wed, Mar 2:** 9:00 am - 4:00 pm
- **Thurs, Mar 3:** 9:00 am - 4:00 pm

Students will explore basketry as a sculptural medium capable of expressing ideas and carrying meaning beyond utilitarian aspects of traditional basketry. The workshop will focus on twining, and other processes such as netting, looping, and random weave. Together, you will share, discover, connect, interact, play, create, and have fun. Open to all skill levels.

“Reducing art-making down to the most elemental means of expression, the simplest creative task challenges and satisfies me.”

– Ann Coddington

We will let you know when registration opens for this workshop.

Bead Artist Betty Stephan

Betty Stephan's beading classes are focused on learning but at the same time are relaxed and a lot of fun! Her years of beading and teaching experience and the detailed, illustrated instructions provide the guidance needed to finish her beautiful class projects. She has



won numerous international awards for her bead embroidered collars including Bead Dreams, Bead Star and Battle of the Beadsmith. Betty's work has been published in many books and magazines.

Betty teaches throughout the year, from Detroit to France – and anywhere in between! Of course these days, Zoom classes have taken the place of travelling. Hopefully in person classes will be resuming soon. When not travelling or designing jewelry in her Western New

York studio, Betty and her husband travel around the country in their little teardrop camper - fully equipped to bead as she goes!

• **Website:** bettystephan.com

LECTURE: Tuesday, April 5 • 9:30 am

Beaded Collars: From Start to Finish

Betty Stephan has created more than 100 large beaded collars over the years - each of them one-of-a-kind. She will present images of many of these in her slide presentation, as well as snap shots of people trying them on at art shows. Although the collars are large, it is important to Betty that they be wearable- and these photos are examples of that.

Betty will also present process pictures illustrating the creation of these pieces – from the gathering of components to the many “trial and error” layouts, as well as discussing pitfalls. Amusing background stories about the collars will fill out the lecture. She will be bringing several collars with her to see in person. *Example below.*



WORKSHOP 1:

Renaissance Tapestry Cuff **Fee: TBA**

Tue, April 5 1:00 am - 4:00 pm

Wed, April 6 9:30 am - 4:00 pm

Using an embroidered ribbon as a base, this bracelet is easy and fun to make. Flowers woven with a combination of shaped beads are attached to the base. Then, using the ribbon as a pattern, it is embellished with bead embroidery. Some of the design on the ribbon shows through, giving this cuff an intricate and textured look without being difficult. The edging is embellished with Super Duo beads and seed beads. The beautiful “slide on” clasp gives the cuff a seamless appearance.

The class will cover how to attach a ribbon to a base, then embellish it with both bead embroidery and bead weaving. Various bead embroidery stitches will be covered, as well as creating a unique edging embellishment. There will be lots of bead embroidery tips shared also.



WORKSHOP 2:

What's Your Point? Necklace **Fee: TBA**

Thurs, April 7 9:30 am - 4:00 pm

Bead embroidery forms this smallish pendant necklace. It uses 2 different bezel techniques, and mixes several sizes and shapes of beads. A woven neck chain completes the necklace.

We will let you know when registration opens for this workshop.

NSNG Workshop Policies & Registration Information

The Fall 2021/Winter 2022 Workshop Registration Form is available on our website: NSNG.org

Registration is now open for Jan & Feb 2022. *Registration will open soon for March, April & May 2022 workshops. Thank you for your patience.*

Direct all inquiries to Workshop Registrar – Janet Tuzzolino, jmtuzz@gmail.com, 847-707-1739

- Workshop Registration is made available to NSNG membership before being made open to the general public.
- Registrants must have a fully paid NSNG membership and a current Participant Agreement on file in order to qualify for the member price for a workshop.
- The number of participants in a workshop is determined by the instructor and is not open to NSNG's discretion.

Non-Members:

- A non-member must pay an additional \$20 fee and have a current Participant Agreement on file.

WORKSHOP REGISTRATION PROCEDURE:

- Prior to registering for the workshop of one's choosing, it is best to contact the Workshop Registrar to be certain there is an open spot in the class. Even so, this can change quickly, as others sign up.
- **Space in the workshop cannot be guaranteed or held without payment.**

Registration Form:

- The registration form is on the website or available from the Workshop Registrar
- The online form is fillable and printable. The registrant needs to fill out the form and send it to the Workshop Registrar either by mail or email.
- If a printer is not available to the registrant, the Workshop Registrar can mail a hard copy, upon request. This will result in a delay in registration and available space may be filled prior to receipt by the Workshop Registrar.

Payment:

- Cash: in person only
- Check: in person or by mail to the Workshop Registrar
- Credit Card:* in person or the Workshop Registrar will notify the Treasurer and a Square invoice will be sent to the registrant. Once the payment has been received, the Treasurer will notify the Workshop Registrar that payment has been made.

**A processing fee, (percentage of the charge), will be included in the credit card payment.*

Supply Lists

- Supply lists and logistics information are sent out about a month in advance of the workshop.

Waiting List:

- In the event that all spaces in a workshop are filled, a waiting list will be started for that workshop; there is no charge to be on the waiting list.
- A potential registrant on the waiting list will be contacted if a registrant wants to sell their spot in the workshop.

Reimbursement:

- In the event that all spaces in the workshop were filled between the time when the member checked availability and payment was made, the Workshop Registrar will contact the registrant.
 - If the payment was made by check, the check will be returned to the registrant or destroyed, per the registrant's instructions.
 - If the payment was by check and included payment for multiple workshops, a new check or credit card payment for the correct amount must be issued by the registrant. The original check will be returned to the registrant or destroyed, per the registrant's instructions. While waiting for the new payment, the remaining workshop registration(s) will be considered "paid" and the registrant's spot(s) will be held. If new payment is not received within a reasonable period of time, the spot(s) will be released.
 - If the payment was made by credit card, the Treasurer will issue a credit card refund.

Refunds:

- **NSNG does not issue refunds if the registered participant chooses not to, or is unable to, attend the workshop.**
 - The registrant may sell their spot to the next person on the waiting list for that workshop.
 - **The sale must be transacted through the Workshop Registrar**
 - Contact the Workshop Registrar, who will notify the waiting list member(s), in order, that the spot is available to purchase and to whom payment should be made.
 - Once contact information has been shared, it is the responsibility of the currently registered participant to get payment and notify the Workshop Registrar that payment has been received.
 - Registration is complete, once payment has been made to the original registered participant, and the registration form and current Participant Agreement is on file.
 - In the event that there is no waiting list for the workshop, no refund is available.

President	Luan Wold	847-644-4705	luanwold@gmail.com
1st Vice-President	Maggie Weiss	847-571-1385	msmaggie6@comcast.com
2nd Vice-President	Melanie Terasaki	847-491-6448	granzyme@aol.com
Secretary	Sylvia Dresser	847-945-6095	sylviadresser@gmail.com
Treasurer	Cindy Oppenheimer	847-722-9561	cb_bus@comcast.net
Membership Co-Chair	Cynthia Boudreau	630-240-9445	cboudreau@gmail.com
Membership Co-Chair	Dee McKenna	224-381-3609	djbwmck@att.net
Workshop Registrar	Janet Tuzzolino	847-707-1739	jmtuzz@gmail.com
Mini-Workshop Chair	Elizabeth Khoodikians-Guillette	708-386-6004	ekguillette@gmail.com
Publicity Chair	Frances Krueger-Jackson	773-784-8766	fran@franniesfelts.com
Member Challenge	Susan Kenyon	847-680-3162	slkenyon@aol.com
Special Events Chair	Tricia Baldwin	847-650-7908	baldwintricia2@gmail.com
Fine Art of Fiber Chair	Nona Flores	847-951-0814	ncflores52@gmail.com
FAOF Assistant Chair	Valerie Koppenhaver	224-522-3000	koppenhaver@comcast.net
FAOF Assistant Chair	Bill Keller	773-610-7005	bkforge@sbcglobal.net
Newsletter Editor	Jan Harrington	847-965-6935	janQharrington@gmail.com
Service Chair	Gretchen Alexander	847-257-2507	gretchen.alexander@sbcglobal.net
Webmaster	Valerie Koppenhaver	224-522-3000	koppenhaver@comcast.net
Past President	Penny Burns	312-590-1646	pburns@jbosh.com

NSNG Membership Information

In order to register for workshops and to receive newsletters & Zoom links for meetings, your membership must be current.

- **APPLY FOR MEMBERSHIP:** Contact membership co-chair Cynthia Boudreau for an application or download one from our website. Submit your membership application:

- By Mail:

Print out membership renewal and participation form and mail with a check for \$50.00, made payable to NSNG.

- Online:

Step 1: Fill out the membership and participation form and email to Cynthia Boudreau.

Step 2: Pay online \$52.00 (Yes, there are 2 steps)

- Photo update for our directory:

If you want to add or update your photo, it must be emailed as a jpg to Cynthia (printed photos cannot be submitted).

- New Information:

If there is any NEW information, please check the box to let us know what has changed - address, phone, email, etc.

- **MEMBERSHIP DIRECTORY:** The annual digital directory includes names and contact info for all members, calendars, NSNG By-Laws and other information about our Guild. Updates are sent as needed. The 2021-2022 directory will be sent out with the October newsletter.

- Please contact Cynthia if you have a change of address, phone or email address.

– Membership Co-Chair, **Cynthia Boudreau**,
30W391 Pinehurst Drive, Naperville, IL 60563
Cboudreau391@gmail.com, 630-240-9445

NSNG

*Loose Ends &
Gathered Threads*

The newsletter of the North Suburban NeedleArts Guild is published monthly (except for the summer). A digital copy is sent out via email a few days before each meeting. It's also available on our website.

**The December issue will be sent out in late Nov.
(Submission deadline is Nov 20)**

Please contact Newsletter Editor **Jan Harrington** with Show & Tell, announcements or corrections:
janQharrington@gmail.com

WEBSITE: www.nsng.org

INSTAGRAM:

@needleartschicago

#northsuburbanneedleartsguild

FACEBOOK:

North Suburban NeedleArts Guild