

That One Little Nugget

I have taken workshops that totally thrilled me and taken some that I enjoyed, but said to myself, "Yeah, no, I probably won't do that again." But, without fail, there is always something that makes the experience well worth the time and money spent. Sometimes it is a new way of doing something that is easier; sometimes it is a product that you didn't know about; sometimes it is a resource that you weren't aware of.

From Heidi Parkes it was tying a knot right next to the fabric. Roz de Boer taught how to sew together twisted pieces of fabric for a cool textured effect. I learned not to be afraid to cut into "beloved" fabric from Pat Pauly.

I have never been sorry for taking a workshop or felt that my money was wasted – even if it's just for that one little nugget.

– Luan Wold, *NSNG President*

New Fall Workshops!



September:
Creating the Illusion of Depth in Art Quilts with Deborah Fell



October:
Knit and Crochet projects with Edie Eckman



November: *Design Your Own Nature Quilt* with Ellen Lindner

• Details inside!

NSNG 2021 Calendar

Monthly Guild meetings are held on **Tuesday mornings at 9:30 am (Central Time)**.

Zoom invitations will be sent by email. **DETAILS INSIDE & ON OUR WEBSITE: www.nsng.org**



Susan Raber Bray is inspired by nature!

- **June 1:** Zoom Guild Meeting and lecture by artist **Susan Raber Bray: *The 4 P's – Play, Practice, Patience, and Perseverance***
Weaving with Natural Materials workshop June 2, 3 & 4.
- **June 16 and 18:** Workshop only. Textiles and Tea Bags with **Carol Ann Webster**.
- *No meetings in July or August.*
- **Meet-Ups will be held in June and July** (See page 3)

- **September 14:** Zoom Guild Meeting and lecture by quilt artist **Deborah Fell: *The Thread That Runs Through It: Hope***
In-person* workshop Sept 21, 22 & 23.
 - **October 5:** Zoom Guild Meeting and lecture by Knit and Crochet artist **Edie Eckman: *Tales of Yarn***.
Virtual workshops Oct 6, 7 & 8.
 - **November 2:** Zoom Guild Meeting and lecture by quilter Ellen Lindner: ***Confessions of a Fabric Whisperer***.
In-person* workshop Nov 9, 10 & 11.
- * We are hopeful!!

Weaving with Natural Materials with Susan Raber Bray

Susan Raber Bray, born in New York and living in Vermont since the early 70's, works in several media including clay, natural fibers, pastels, and oils. Her work is shown both nationally and internationally. In recent years, Susan has held clay workshops in France, England, Italy and Hawaii. As a visiting artist sponsored by the Vermont Council on the Arts from 1989-2007, she has traveled throughout the state teaching in numerous Vermont public schools.



She has also taught part time at the University of Vermont for over 30 years

in the art department and over the last 12 years in the Environmental Studies Program. She started the Ceramics program at the Community College of Vermont in Burlington and has also taught at St. Michael's College in Vermont, the Rhode Island School of Design, and her own studio school, Springhouse Pottery, in Charlotte, Vermont.

• **LECTURE: Tues, June 1, 9:30 am: *The 4 P's – Play, Practice, Patience, and Perseverance***

Susan will explain how these principles of artistic creation have influenced her mentors and herself. She will also speak to the power of nature as a source of inspiration in her work.



• **Workshop Fee: \$80**
• **Website: susanraber.com**

• **WORKSHOP: *Weaving With Natural Materials Using an Ancient Technique called Japanese Strone Weaving***
Wed, June 2: 9:00 am -12 noon;
Thurs, June 3: 9:00 am -12 noon;
Fri, June 4: 9:00 am -12 noon

Rediscover the natural world by learning to weave with local found materials such as vines, leaves, branches, grasses, stems of flowers, tree and shrub prunings, and any natural material you can find in your garden, field, or by the road!

Throughout human history and in all cultures, people have created shelters, clothing, storage vessels and more using the local materials around them. In all this work we find the expression of human needs and we see the expression of human desires. In this workshop we will explore a very ancient weaving process called Japanese stone weaving. It is done on a simple loom that I will provide. Weaving possibilities include wall hangings, place mats, table runners, floor mats, window shades and more.

Get ready to explore the plant world around you and create beautiful pieces using the materials that you have gathered from nature!

Textiles and Tea Bags Workshop with Carol Ann Webster

Carol has been drawn to art her entire life and has pursued everything from pen-and-ink drawings to faux finish painting on walls, furniture and cabinets. She now uses the skills accumulated over the years to create and teach mixed media art.

She views herself as a mixed media "Alchemist," using a variety of tools, techniques and materials to make layered, aged and weathered-looking art that tells a story. She favors the idea of using things beyond their original intent, giving a scrap of fabric or bits of metal new life in a one-of-a-kind piece of art.

Carol loves sharing her knowledge and techniques with others. She has taught dozens of courses, both to artists who want to expand their range of skills and to people who don't consider themselves artists, but want to express their unique creativity. She has found that mixed media is a wonderful way to experience the joy of art in the making of – *and the sense of accomplishment in* – the finished work.



• **WORKSHOP: *Textiles and Teabags***
Wed, June 16:
9:30 am - 12:30 pm;
Fri, June 18:
9:30 am - 12:30 pm

If you enjoy using recycled, unusual materials in layers, with textures and little embellishments all stitched together, then you'll have a great time in this workshop.

During class, Carol will share her methods for preparing tea bags with

some "added extras" you may want to consider – like how to add color and "rust" marks. She'll reveal some of her favorite sources of materials and provide insight into color and design decisions.

If you are new to mixed media, this is a great chance to "start small" in telling a visual story and gain confidence to widen your creativity.

• **Workshop Fee: \$65** • **Website: carolannwebster.com**



Elaine Lim

Recent finished items are Nounoors (teddy bear) knitted from my handspun Valais Blacknose Sheep wool plied with Henry's Attic boucle from many years ago. The pattern is mostly by Lena Bergman and may be found on Ravelry. I really like all things woolly and this type of sheep is my favorite. Second item is my pocket from the Pocket class mid-April with @kzstevens sponsored by @tatterbluelibrary. Historical sewing has always been of interest to me and this class gave me the inspiration to do more hand sewing. I definitely need a lot of practice as it took me a long time to do this pocket. It's made of washed linen and scraps of Japanese fabrics and vintage hand made tape.

I've enjoyed the fiber arts for a long time and work mostly at spinning, knitting, weaving and hand stitching. This group is multi-inspirational and the creativity is phenomenal!! Thank you for welcoming me!!

Penny Burns

This is a work-in-progress from a class I am taking through Okan Arts on straights and curves. The name of the piece is "My Secret Garden." The white patterned fabric circles and semi-circles are my inspiration pieces. I purchased them on a road trip with Pat Niffenegger. I'm ready for another one to find the same shop!



Share your projects during Show & Tell at our June 1st meeting!

Zoom Meet-Ups Will Continue in June and July!

All three groups agreed that they would like to continue the meetups. Meet-Ups will remain on the same days of the month through July. We will take a break in August and return in September.

Our Meet-Ups are always a place where you can share your latest project, get new ideas, ask for advice on a challenging piece or just catch up with fellow needle arts enthusiasts. What have you been working on?

NSNG Zoom Meet-Ups:

9:30 - 11:30 am

- Tues, June 8 – Knitting & Crochet
- Thurs, June 10 – Open Topic
- Mon, June 14 – Hand Work

* * *

- Thurs, July 8 – Open Topic
- Mon, July 12 – Hand Work
- Tues, July 13 – Knitting & Crochet


Tricia Baldwin coordinates our virtual meet-ups. Please email Tricia at meetups@nsng.org to receive an email invitation with Zoom link and if you have questions.

Service Notes

- Sue Babbs has lots of *Days for Girls* projects for you to complete at home. Please contact Sue at suebabbs385@gmail.com or 847-446-5251.
- The Fine Art of Fiber's Silent Auction will gratefully receive your donations. During our summer recess, please consider making something for the Silent Auction. Contact Gretchen with questions.

Thank you for all you do to share your gifts and talents for a better world. If you have ideas for service projects, let us know!

– Service Chair, Gretchen Alexander,
gretchen.alexander@sbcglobal.net or
847-257-2507



Luan Wold

The idea of Valerie Goodwin's workshop was to create a map quilt of a place that has personal meaning to you. We started by obtaining satellite maps, and the one for Florence, Italy, was more interesting than any of the other places I considered. I focused on the area around the Duomo, as this cathedral is in the heart of the city and the image most associated with it. I printed the images on fabric with my ink jet printer.

Most students in the class had green in their maps from grass, trees, etc. but mine was totally urban and every building has terra cotta roofs, so Valerie suggested I use that color of fabrics for the entire map area and use black for streets and courtyards.

As for my connection to the city – Florence was a honeymoon destination with my husband. I was nearly 41 years old when we married and we weren't sure that we'd be able to have a family. Our first daughter was born 9 months later!



Valerie Koppenhaver

This is my sample piece from the April workshop with Valerie Goodwin. She sent us maps to use for a practice project. I used the skills she taught us to add little details. I enjoyed the class quite a bit and have started working on my own map.

Barbara Schneider will give an artist's presentation at 1:00 pm on June 12th at the Lost Valley Visitors Center at Glacial Park Conservation area in Richmond, IL. Her exhibit of hand-stitched pieces, "Observations: Walking in Wonder," runs through July 4. Check out the special events page at www.mccdistrict.org

Artists Book House to Open in Former Evanston Art Center

Good news for NSNG practitioners of the book arts! In February, 2021 Evanston City Council voted to negotiate with not-for-profit organization Artists Book House for a long-term lease of the 22,000 sf Harley Clarke mansion, last occupied by the Evanston Art Center. Artists Book House, dedicated to the literary arts/crafts related to book-making, is headed by Audrey Niffenegger, co-founder and former assistant director of the Columbia College/Chicago Center for Book and Paper, which no longer exists.

Artists Book House will restore the mansion property for public use and educational programming, including book arts-related studios, conference/classrooms, papermaker's garden, art gallery, bookstore and café.

• To follow the progress and support the restoration, go to: artistsbookhouse.org.

– Pat Niffenegger

Fine Art of Fiber – Nov. 5 - 7, 2021

The Fine Art of Fiber is tentatively planning on an in-person show which will run Friday-Sunday, November 5-7, 2021 (NO Thursday night). Viability and capacity for any in-person show will be determined by Chicago Botanic Garden guidelines.

Forms will be available on the Fine Art of Fiber website JULY 1, fineartoffiber.org. Work submitted must be finished, and members are urged to submit as professional a photograph of their work as possible, ideally so that photos can be used on the website and for a virtual show if we must do a sudden pivot again this year. There is a non-refundable \$10 submission fee per exhibition piece (fees to be used to underwrite FAOF equipment storage and website redesign costs).

• 2021 Submission DEADLINES:
AUGUST 1st for the exhibit;
SEPTEMBER 1st for the boutique.

– Fine Art of Fiber Chair,
Nona Flores, ncflores52@gmail.com

Studio Artist Deborah Fell


Deborah Fell is a full time studio artist committed to the quilt medium. She is a professional member of the Studio Art Quilt Associates (SAQA) and Art Quilt Network. Deborah’s art focuses on abstract, organic shapes while using surface treatments such as dyeing and painting fabric, photography and reclaimed materials.

Deborah has been a professional educator for over 30 years. Besides teaching at risk high school students in a public high school setting, Deborah has taught art workshops at national symposiums such as Quilt Surface Design Symposium, Quilting by the Lake and Art Quilt Tahoe.

Deborah obtained a Master’s degree from Northern Illinois University as well as graduate work at University of Illinois, University of New Hampshire and a fellowship at Northwestern University. In 2010 Deborah was asked to assist the host of CBS’s television show, Extreme Home Makeover, in creating the art piece for the master bedroom project for the new house build in the east central Illinois area.

In 2012 Deborah started teaching art-quilt related courses at the University of Illinois through OLLI program. The winter 2012 issue of Art Quilting Studio featured Deborah’s work on the front cover. Deborah was the featured artist for the January 2017 Patchwork Professional in Germany, which featured an architectural series focusing on German architectural elements.

Art exhibits in South Africa, Holland, France and Cape Town continue to strengthen art Deborah’s visibility at the international level. Deborah’s art quilt in Visions 2018 won the Quilts Japan Prize.



ZOOM LECTURE: Tuesday, Sept 14 • 9:30 am *The Thread That Runs Through It: Hope*

This lecture is a presentation chronicling Deborah Fell’s thirty year journey of art quilts. While we never quite know where our passions will take us, her thirty year journey started out unexpectedly and with the only a goal being to make her child a patchwork quilt. Detours had other ideas; Deborah expanded her reach with her art and teaching to an international level. Artists often have inexplicable progress and Deborah’s was just that. Hope has been the thread that connects her work and has fueled her inspiration, specifically in her Social Justice Series. Come check it out!

IN-PERSON* WORKSHOP: *Creating the Illusion of Depth in Art Quilts. FEE: \$170*

- **Tues, Sept 21:** 1:00 - 4:00 pm
- **Wed, Sept 22:** 9:30 am - 4:00 pm
- **Thurs, Sept 23:** 9:30 am - 4:00 pm

This technique workshop uses mixed media materials along with fabric to create the illusion of depth in a two-dimensional plane; in our case, a quilt. Through use of these materials along with principles of design, students will create small studies using these techniques. Specifically, overlapping, placement, size, value, and focus, will be areas of concentration using the collage approach. Students will walk away with a better sense of command over creating the illusion of depth on a two-dimensional plane.

* To be held at the **Unitarian Church of Evanston**

“I am an artist because I believe art makes a difference in our world; it is a gift we give ourselves and it is a celebration of our very souls.”
– from Deborah’s website: deborahfell.com

See page 8 for Workshop Registration information.

Visit our website – www.nsn.org – for more information, registration forms and supply lists.

All of our meetings, lectures & workshops are Central Time.



Knit and Crochet Artist Edie Eckman

Many years ago, Edie Eckman co-owned a yarn shop. No one told her that yarn shop owners don't actually get time to crochet or knit, so after a few years she closed the shop and turned to designing and teaching. She considers herself fully bi-textural, and likes to serve as a Knit-Crochet Diplomat, easing the schism that can exist

between the two disciplines. As a freelancer, she wears a number of different hats in the fiber arts world.

Edie serves as a technical editor for yarn companies and independent publishers. Her designs have appeared in *Knitters*, *Interweave Crochet*, *Creative Knitting*, *Knit N Style*, and many other publications. She has taught at Stitches events, Vogue Knitting Live, The National Needlearts Association, The Knit & Crochet Show, Midwest Fiber & Folk Art Fair, New York State Sheep & Wool Festival (Rhinebeck), Fall Fiber Festival (Montpelier), and other national venues.

Edie travels extensively to teach both knitting and crochet. Her articles and designs have appeared in many yarn company publications and magazines. Edie is the author of *Every Which Way Crochet Borders*, *Christmas Crochet for the Hearth, Home & Tree*, *Connect the Shapes Crochet Motifs*, *Socks to Knit for Those You Love*, *Around the Corner Crochet Borders*, *The Crochet Answer Book*, *Beyond the Square Crochet Motifs*, and *Pincushions to Sew*. Together with Judith Durant, she edited *Crochet One-Skein Wonders* and *Crochet One-Skein Wonders for Babies*.

• Website: www.edieeckman.com

ZOOM LECTURE: Tuesday, Oct 5 • 9:30 am

Lecture – *Tales of Yarn*. Edie's career as a designer, teacher, author and editor happened by accident. Without exactly meaning to, she became a professional crafter. In *Tales of Yarn*, you'll hear how – little by little – her multifaceted career came about, and how it continues to evolve. With over 30 years in the yarn industry, Edie has a humorous tale or two to tell about the behind-the-scenes work of a professional crocheter and knitter.

Choice of 5 VIRTUAL WORKSHOPS: Register for 1 or all! FEE is \$20 per session.

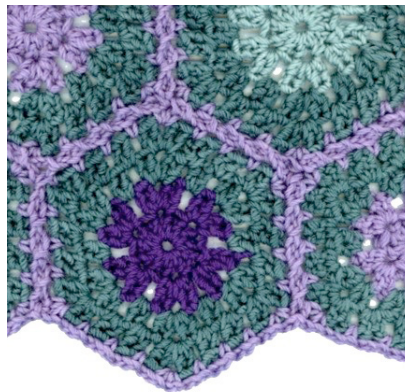


• **Tues, Oct 5: 1:00 - 2:30 pm**
Crochet Stitch Series: Cables.

Crocheted cables can look intimidating. They go this way and that in a seemingly endless variety of ways. Learn the basic techniques for crocheted cables and be introduced to a variety of cable stitch patterns. Let's take the mystery out of cables!

• **Wed, Oct 6: 9:30 - 11 am**
Easy Stitches for Impatient Knitters.

Bored with stockinette stitch, but too busy for something difficult? Learn these quick-and-easy stitch patterns to keep your interest—and allow you to watch the ball game at the same time!



• **Thurs, Oct 7: 9:30 - 11 am**
JOIN AS YOU GO Crochet.

Why spend the time seaming motifs together after you've already crocheted them all? Join designer Edie Eckman and skip the seaming using a variety of Join as You Go crochet methods (also known as JAYgo) that let you connect shapes while you work your project. During class, you'll learn how to create five simple shapes: squares, hexagons, triangles, circles and octagons. Along the way, you'll discover how to bring those shapes together using three different types of joining techniques. By the time class is over, you'll know how to plan your own JAYgo projects and carry these time-saving techniques into other crochet!



• **Thurs, Oct 7: 1:00 - 2:30 pm**
Five Fun Fabrics to Knit.
Furry, fun, flappy, funky, and fresh — learn five unusual stitches to add pizzazz to your knitting!

• **Fri, Oct 8: 1:00 - 2:30 pm**
Intro to Mosaic Crochet.

Mosaic crochet is trending! Learn to create beautiful geometric color patterns using only one color per row. You'll learn to read a mosaic crochet chart and how to adapt mosaic knitting charts for crochet.



Quilt Artist Ellen Lindner

Ellen Lindner is a talented quilt artist and teacher, who is passionate about making fabric into art. She says, "I make art for the pure joy of doing so!"

Known for its strong contrasts and vivid colors, her art has been shown throughout the United States – and beyond – and has been commissioned by hospitals and published in magazines. She's been featured on Quilting Arts TV and has written two books and several magazine articles.



Her work is very diverse, ranging from pictorial still lifes to modernist abstracts. In addition to using commercial fabrics, Ellen has recently started dying much of her own fabric. This enlivens her pieces and gives her one more way to control the results. She works in a freeform collage style, while borrowing heavily from traditional quilt making techniques.

Entirely self-taught, Ellen has worked most of her adult life as a flight instructor. Now utilizing her teaching expertise at a lower altitude, she offers lectures and workshops in a variety of quilting areas – both in person, live online (via Zoom,) and online on-demand. These are always well received, since Ellen's enthusiasm for design, color, and experimentation is contagious!

ZOOM LECTURE: Tuesday, Nov. 2 • 9:30 am

Confessions of a Fabric Whisperer

What do 750 pins, window screening, and paint have in common? They've all been used by Ellen Lindner in creative ways as she's made art quilts. Join her in an amusing accounting of some of the wacky things she's done over the years, some of them successful and some of them resulting in "rough drafts." She'll share with you why even the unsuccessful ones are useful and why she fearlessly embraces experimentation.



IN-PERSON* WORKSHOP:

Design Your Own Nature Quilt. FEE: \$250

- **Tues, Nov 9:** 1:00 - 4:00 pm
- **Wed, Nov 10:** 9:30 am - 4:00 pm
- **Thurs, Nov 11:** 9:30 am - 4:00 pm

This class will help take the fear out of design. Using your own nature photo, you'll learn how to interpret that photo in fabric. Multiple group and solo exercises will give you the skills and confidence you need to start your own design. A raw edge collage technique will ensure maximum flexibility and speedy results.

* To be held at the **Unitarian Church of Evanston**

"I consider making art to be an adventure: one filled with challenges, joys, frustrations, and surges of adrenalin."

– from Ellen's Website: adventurequilter.com

NSNG CALENDAR OF MEETINGS AND WORKSHOPS FOR 2022

January 2022 - Virtual

Rosalie Dace, Quilter

- Virtual Meeting: **Tues, Jan. 4**
- Lecture Title: *Reflections on the Life of an Itinerant Artist*
- Virtual Workshop Dates: January 5, 7, 10, 12, 14; 9 am – 12 pm each day
- Workshop Title: *Matisse Magic*

February 2022 - Virtual

Pierre Fouché, Drawing

- Virtual Meeting: **Tues, Feb. 1**
- Lecture Title: *Intuitive and Meditative Art Making*
- Virtual Workshop Dates Feb. 2, 3, 4, 7
- 9 am – 12 pm each day
- Workshop Title: *Meditative Drawing*

March 2022 – In Person

Ann Coddington, Basketmaking

- In-Person Meeting: **Tues, March 1**
- Lecture Title: *Contemporary Basketry*
- In-Person Workshop Dates: March 1 - 3
- Workshop Title: *Sculptural Basketry*

April 2022 – In Person

Betty Stephan, Beadwork

- In-Person Meeting: **Tues, April 5**
- Lecture Title: *Beaded Collars: Start to Finish*
- In-Person Workshop Dates: April 5 - 7
- Workshop Title: *Renaissance Tapestry Bracelet and What's Your Point? Necklace*

May 2022 – In Person

Nancy Wilson, Embroidery

- In-Person Meeting: **Tues, May 3**
- Lecture Title: *60 Days of Stitching at the Royal School of Needlework*
- In-Person Workshop Dates: May 3 - 5
- Workshop Title: *Goldwork Autumn Leaves Sampler*

Note: Fees and locations will be announced in the fall.

The **2021 Fall Workshop Registration form** is available on our website. Direct all inquiries to Workshop Registrar – **Janet Tuzzolino, jmtuzz@gmail.com, 847-707-1739**

- Workshop Registration is made available to NSNG membership before being made open to the general public.
- Registrants must have a fully paid NSNG membership and a current Participant Agreement on file in order to qualify for the member price for a workshop.
- The number of participants in a workshop is determined by the instructor and is not open to NSNG's discretion.

Non-Members:

- A non-member must pay an additional \$20 fee and have a current Participant Agreement on file.

WORKSHOP REGISTRATION PROCEDURE:

- Prior to registering for the workshop of one's choosing, it is best to contact the Workshop Registrar to be certain there is an open spot in the class. Even so, this can change quickly, as others sign up.
- **Space in the workshop cannot be guaranteed or held without payment.**

Registration Form:

- The registration form is on the website or available from the Workshop Registrar
- The online form is fillable and printable. The registrant needs to fill out the form and send it to the Workshop Registrar either by mail or email.
- If a printer is not available to the registrant, the Workshop Registrar can mail a hard copy, upon request. This will result in a delay in registration and available space may be filled prior to receipt by the Workshop Registrar.

Payment:

- Cash: in person only
 - Check: in person or by mail to the Workshop Registrar
 - Credit Card:* in person or the Workshop Registrar will notify the Treasurer and a Square invoice will be sent to the registrant. Once the payment has been received, the Treasurer will notify the Workshop Registrar that payment has been made.
- *A processing fee, (percentage of the charge), will be included in the credit card payment.*

Supply Lists

- Supply lists and logistics information are sent out about a month in advance of the workshop.

Waiting List:

- In the event that all spaces in a workshop are filled, a waiting list will be started for that workshop; there is no charge to be on the waiting list.
- A potential registrant on the waiting list will be contacted if a registrant wants to sell their spot in the workshop.

Reimbursement:

- In the event that all spaces in the workshop were filled between the time when the member checked availability and payment was made, the Workshop Registrar will contact the registrant.
 - If the payment was made by check, the check will be returned to the registrant or destroyed, per the registrant's instructions.
 - If the payment was by check and included payment for multiple workshops, a new check or credit card payment for the correct amount must be issued by the registrant. The original check will be returned to the registrant or destroyed, per the registrant's instructions. While waiting for the new payment, the remaining workshop registration(s) will be considered "paid" and the registrant's spot(s) will be held. If new payment is not received within a reasonable period of time, the spot(s) will be released.
 - If the payment was made by credit card, the Treasurer will issue a credit card refund.

Refunds:

- **NSNG does not issue refunds if the registered participant chooses not to, or is unable to, attend the workshop.**
- The registrant may sell their spot to the next person on the waiting list for that workshop.
 - **The sale must be transacted through the Workshop Registrar**
 - Contact the Workshop Registrar, who will notify the waiting list member(s), in order, that the spot is available to purchase and to whom payment should be made.
 - Once contact information has been shared, it is the responsibility of the currently registered participant to get payment and notify the Workshop Registrar that payment has been received.
 - Registration is complete, once payment has been made to the original registered participant, and the registration form and current Participant Agreement is on file.
- In the event that there is no waiting list for the workshop, no refund is available.

Membership Renewal Time!

In order to register for Fall Workshops – and to receive newsletters and Zoom links for meetings starting Sept. 2021 – **your membership must be renewed.** The form is available on our website: nsng.org/membership

- By Mail: Print out membership renewal and participation form and mail with a check for \$50.00, made payable to NSNG.
- Online:
 - Step 1: Fill out the membership and participation form and email to Cynthia Boudreau.
 - Step 2: Pay online \$52.00 (Yes, there are 2 steps)

- Photo update:
If you want to add or update your photo, it must be emailed as a jpg to Cynthia (printed photos cannot be submitted).

- New Information
If there is any NEW information, please check the box to let us know what has changed - address, phone, email, etc.

Thank you for renewing your NSNG membership as we look forward to another exciting year of sharing and learning together!

– Membership Co-Chair
Cynthia Boudreau
30W391 Pinehurst Drive
Naperville, IL 60563
Cboudreau391@gmail.com
630-240-9445

NSNG Board · 2021 - 2022

President	Luan Wold	847-644-4705	luanwold@gmail.com
1st Vice-President	Maggie Weiss	847-571-1385	mismaggie6@comcast.com
2nd Vice-President	Melanie Terasaki	847-491-6448	granzyme@aol.com
Secretary	Sylvia Dresser	847-945-6095	sylviadresser@gmail.com
Treasurer	Cindy Oppenheimer	847-722-9561	cb_bus@comcast.net
Membership Co-Chair	Cynthia Boudreau	630-240-9445	cboudreau@gmail.com
Membership Co-Chair	Dee McKenna	224-381-3609	djbwmck@att.net
Workshop Registrar	Janet Tuzzolino	847-707-1739	jmtuzz@gmail.com
Mini-Workshop Chair	Elizabeth Khodikians-Guillette	708-386-6004	ekguillette@gmail.com
Publicity Chair	Frances Krueger-Jackson	773-784-8766	fran@franniesfelts.com
Member Challenge	Susan Kenyon	847-680-3162	slkenyon@aol.com
Special Events Chair	Tricia Baldwin	847-650-7908	baldwintricia2@gmail.com
Hospitality Chair	Barbara Maneck	847-913-5189	happydragn@yahoo.com
Fine Art of Fiber Chair	Nona Flores	847-869-1362	ncflores52@gmail.com
FAOF Assistant Chair	Valerie Koppenhaver	224-522-3000	koppenhaver@comcast.net
FAOF Assistant Chair	Bill Keller	773-610-7005	bkforge@sbcglobal.net
Newsletter Editor	Jan Harrington	847-965-6935	janqharrington@gmail.com
Service Chair	Gretchen Alexander	847-257-2507	gretchen.alexander@sbcglobal.net
Webmaster	Valerie Koppenhaver	224-522-3000	koppenhaver@comcast.net
Past President	Penny Burns	312-590-1646	pburns@jbosh.com

The purpose of the

North Suburban NeedleArts Guild

is to foster the art of needlework and to encourage a high standard of design, innovation, and technique in various forms of fiber arts. New ideas and techniques are developed through lectures, workshops and other group gatherings. Members are encouraged to show their own talents at meetings.

NSNG Membership Information

• **APPLY FOR MEMBERSHIP:** Contact membership co-chair Cynthia Boudreau for an application or download one from our website.

• **MEMBERSHIP DIRECTORY:** The annual directory includes names and contact info for all members, calendars, NSNG By-Laws and other information about our Guild. The pdf of the 2020-2021 directory was sent to current members. Updates are sent as needed. Our next directory will be prepared in the fall.

• Please contact Cynthia if you have a change of address, phone or email address – or news about a fellow member of the Guild.

– Membership Co-Chair, **Cynthia Boudreau**, **Cboudreau@gmail.com**, or 630-240-9445

NSNG

Loose Ends & Gathered Threads

The newsletter of the North Suburban NeedleArts Guild is published monthly (except for the summer). A digital copy is sent out via email a few days before each meeting. It's also available on our website.

The September issue will be sent out in late August.

(Submission deadline is August 15)

Please contact Newsletter Editor **Jan Harrington** with Show & Tell, announcements or corrections:
janqharrington@gmail.com

WEBSITE: www.nsng.org

INSTAGRAM:

@needleartschicago

#northsuburbanneedleartsguild

FACEBOOK:

North Suburban NeedleArts Guild